

Comparative Annuity Reports

Your guide to comparing data about Single Premium Immediate Annuity programs

February 2017

1-800-872-6684

www.immediateannuities.com/comparativeannuityreports/

Volume 38

Issue 2

SUMMARY OF IMMEDIATE ANNUITY PAYOUTS

© Comparative Annuity Reports, All Rights Reserved

| Period (Term) <u>Certain Only</u> | <u>Average</u> | <u>Highest</u> | Single Life <u>Only</u> | <u>Average</u> | <u>Highest</u> | Single Life with <u>10-Years Certain</u> | <u>Average</u> | <u>Highest</u> |
|--------------------------------------|----------------|----------------|----------------------------|----------------|----------------|---|----------------|----------------|
| 5-Year Pd. Cert. | \$ 1,696 | \$ 1,714 | Male Age 60 | \$ 476 | \$ 497 | Male Age 60 | \$ 471 | \$ 493 |
| 10-Year Pd. Cert. | \$ 902 | \$ 923 | Fem. Age 60 | \$ 455 | \$ 482 | Fem. Age 60 | \$ 450 | \$ 479 |
| 15-Year Pd. Cert. | \$ 657 | \$ 675 | Male Age 65 | \$ 533 | \$ 560 | Male Age 65 | \$ 522 | \$ 544 |
| 20-Year Pd. Cert. | \$ 538 | \$ 553 | Fem. Age 65 | \$ 505 | \$ 532 | Fem. Age 65 | \$ 497 | \$ 525 |
| 25-Year Pd. Cert. | \$ 467 | \$ 496 | Male Age 70 | \$ 612 | \$ 655 | Male Age 70 | \$ 588 | \$ 612 |
| 30-Year Pd. Cert. | \$ 419 | \$ 444 | Fem. Age 70 | \$ 572 | \$ 599 | Fem. Age 70 | \$ 555 | \$ 582 |
| | | | Male Age 75 | \$ 727 | \$ 786 | Male Age 75 | \$ 669 | \$ 693 |
| | | | Fem. Age 75 | \$ 671 | \$ 708 | Fem. Age 75 | \$ 632 | \$ 657 |

Above figures are monthly income per \$100,000 non-qualified premium in a non-premium tax state.

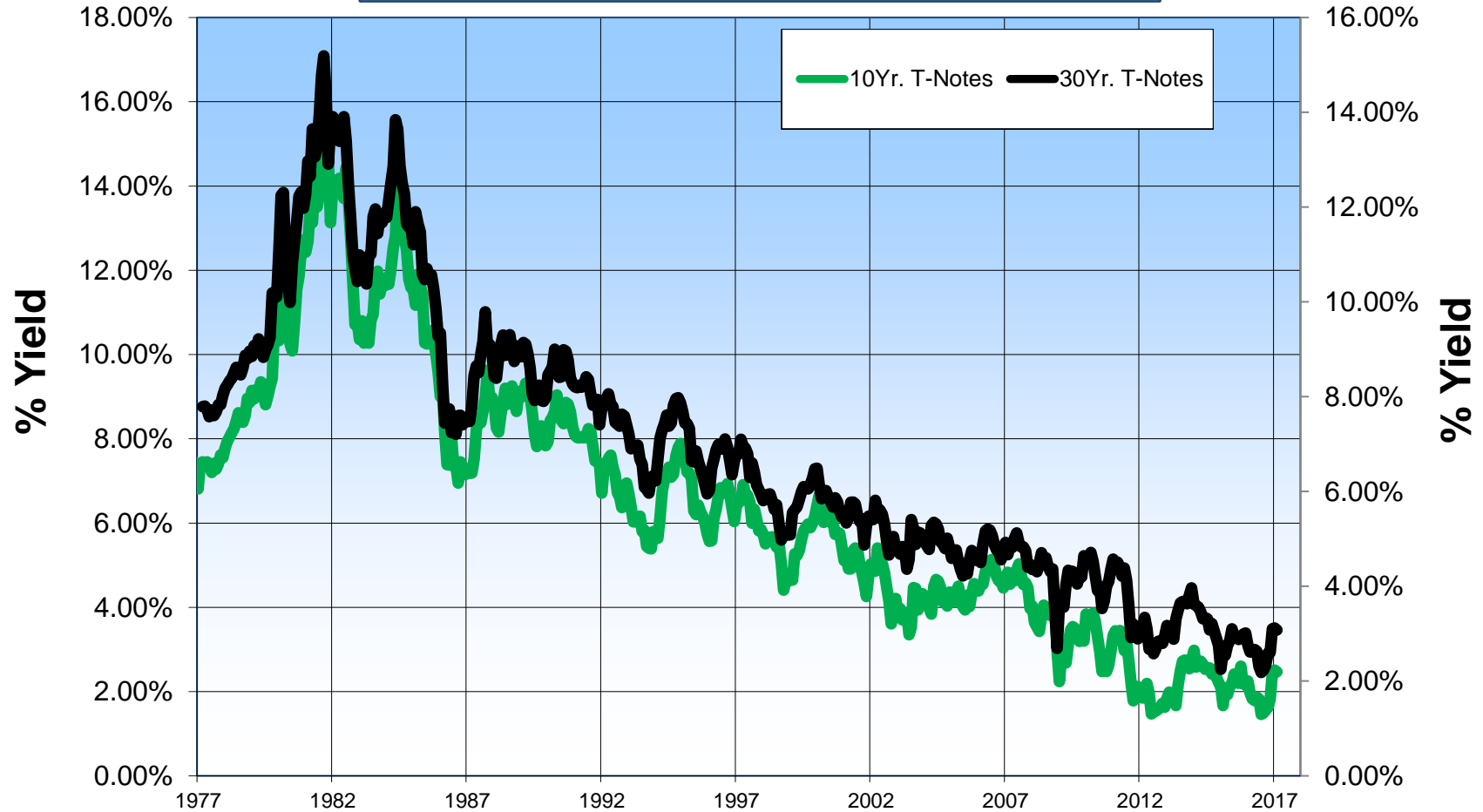
Important Disclaimers: No warranties are made about the information published in Comparative Annuities Report. All information published in this newsletter is subject to change without notice and may vary from state to state at time of publication. This information is not intended to create public interest in the sale of annuities. You should consult with a competent financial planner to determine whether an annuity is suitable for your financial situation.

Comparative Annuity Report Data on SPIA annuities are quoted monthly in Kiplinger's Retirement Report.

Yields for 30Yr. Treasury Notes and 10Yr. Treasury Notes

Updated February 2017

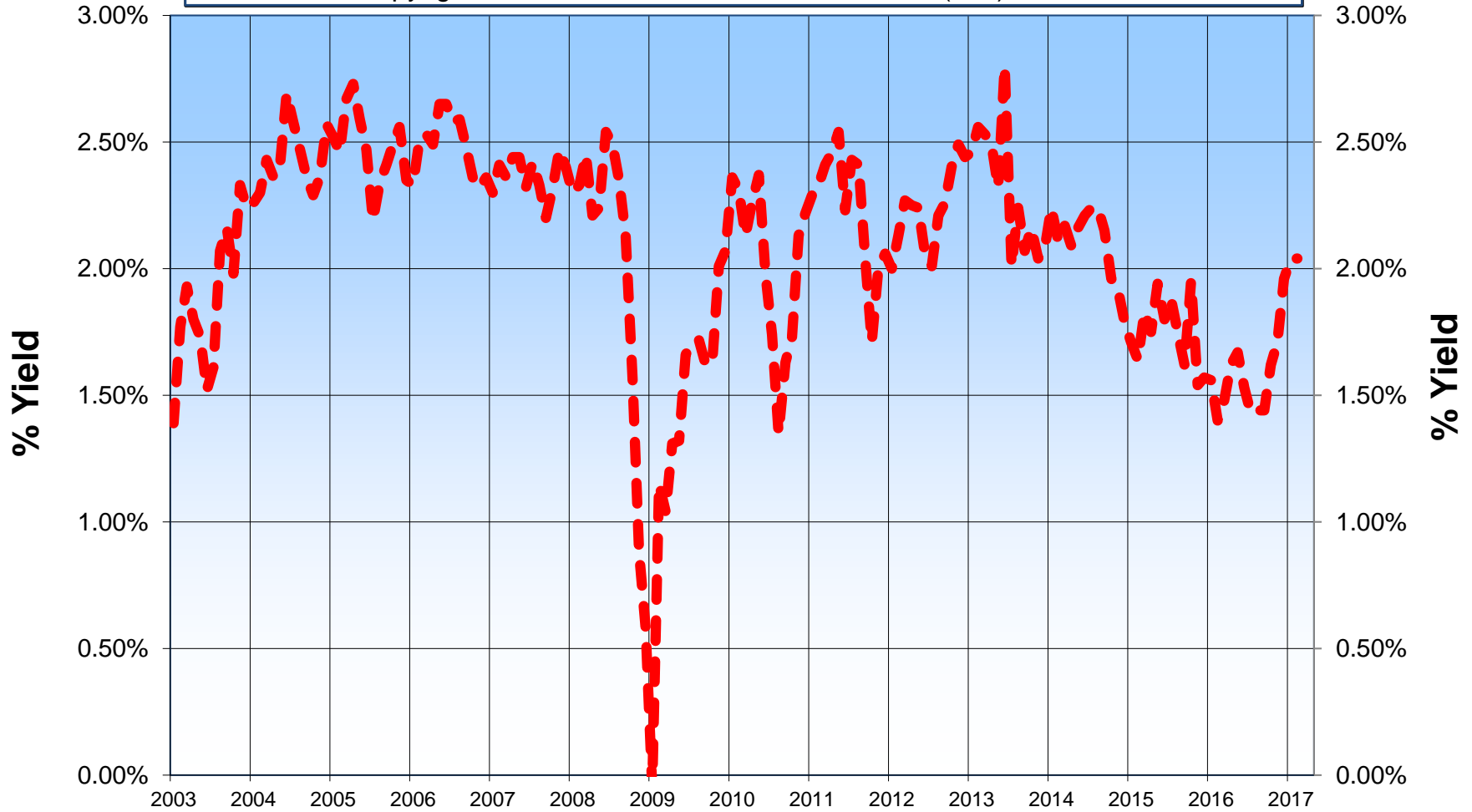
Copyright 2017 www.immediateannuities.com (800) 872-6684



**Expected Inflation Rate
10Yr. Treasury Notes minus 10Yr. TIP (Treasury Inflation Protected bond)**

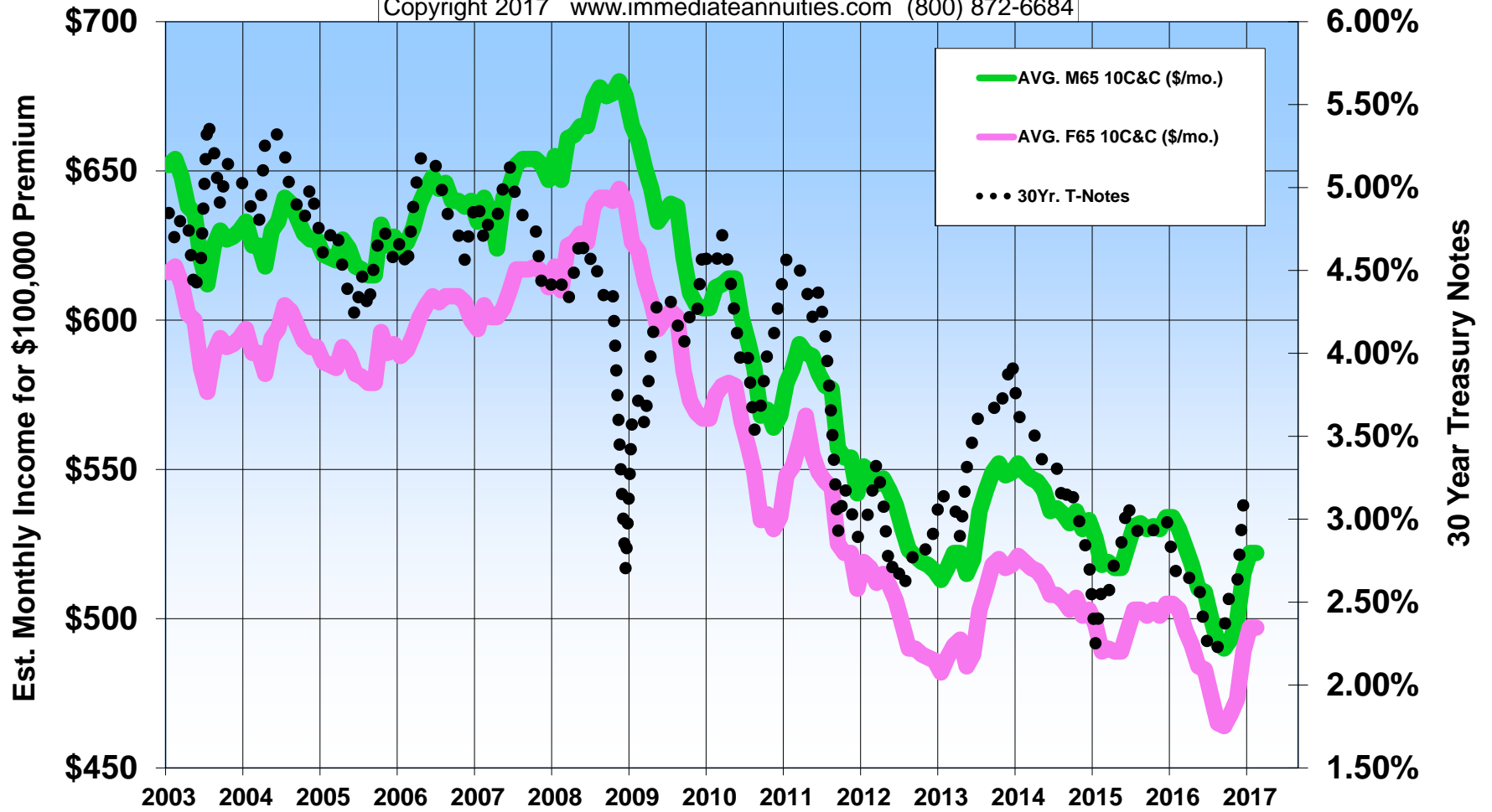
Updated February 2017

Copyright 2017 www.immediateannuities.com (800) 872-6684



Male 65 / Female 65
Life & 10 Years Certain Annuity Rates
and 30 Year Treasury Notes
 Updated February 2017

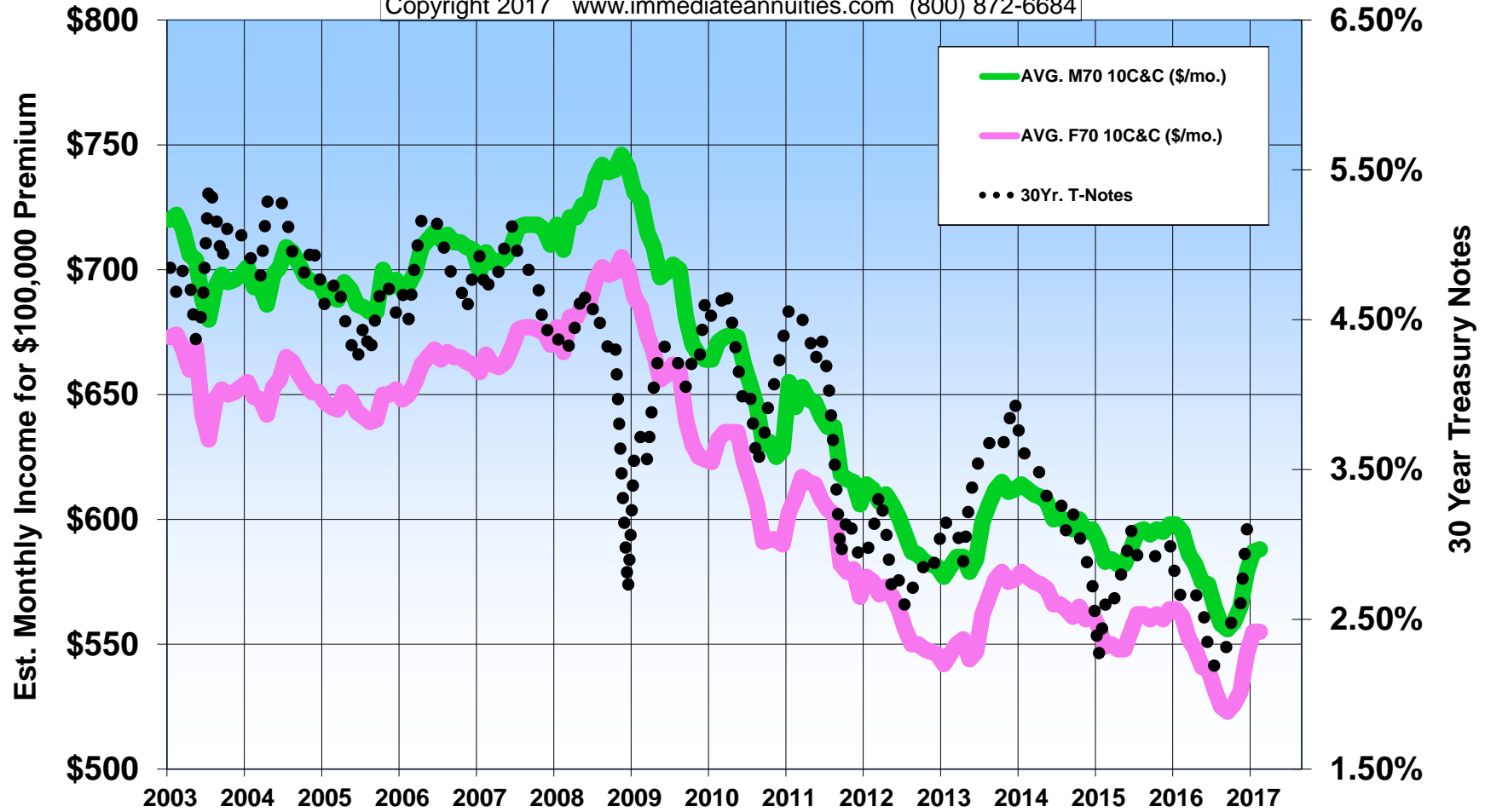
Copyright 2017 www.immediateannuities.com (800) 872-6684



Male 70 / Female 70
Life & 10 Years Certain Annuity Rates
and 30 Year Treasury Notes

Updated February 2017

Copyright 2017 www.immediateannuities.com (800) 872-6684



Male 75 / Female 75
Life & 10 Years Certain Annuity Rates
and 30 Year Treasury Notes

Updated February 2017

Copyright 2017 www.immediateannuities.com (800) 872-6684

