

# Comparative Annuity Reports

Your guide to comparing data about Single Premium Immediate Annuity programs

July 2018

1-800-872-6684

[www.immediateannuities.com/comparativeannuityreports/](http://www.immediateannuities.com/comparativeannuityreports/)

Volume 39

Issue 7

## SUMMARY OF IMMEDIATE ANNUITY PAYOUTS

© Comparative Annuity Reports, All Rights Reserved

Period (Term) <u>Certain Only</u>	<u>Average</u>	<u>Highest</u>	Single Life <u>Only</u>	<u>Average</u>	<u>Highest</u>	Single Life with <u>10-Years Certain</u>	<u>Average</u>	<u>Highest</u>
5-Year Pd. Cert.	\$ 1,722	\$ 1,744	Male Age 60	\$ 480	\$ 505	Male Age 60	\$ 474	\$ 496
10-Year Pd. Cert.	\$ 924	\$ 944	Fem. Age 60	\$ 459	\$ 485	Fem. Age 60	\$ 453	\$ 475
15-Year Pd. Cert.	\$ 669	\$ 684	Male Age 65	\$ 539	\$ 562	Male Age 65	\$ 528	\$ 546
20-Year Pd. Cert.	\$ 546	\$ 562	Fem. Age 65	\$ 512	\$ 536	Fem. Age 65	\$ 502	\$ 520
25-Year Pd. Cert.	\$ 473	\$ 493	Male Age 70	\$ 619	\$ 643	Male Age 70	\$ 594	\$ 612
30-Year Pd. Cert.	\$ 424	\$ 449	Fem. Age 70	\$ 579	\$ 606	Fem. Age 70	\$ 561	\$ 579
			Male Age 75	\$ 737	\$ 773	Male Age 75	\$ 680	\$ 701
			Fem. Age 75	\$ 679	\$ 710	Fem. Age 75	\$ 640	\$ 661

***Above figures are monthly income per \$100,000 non-qualified premium in a non-premium tax state.***

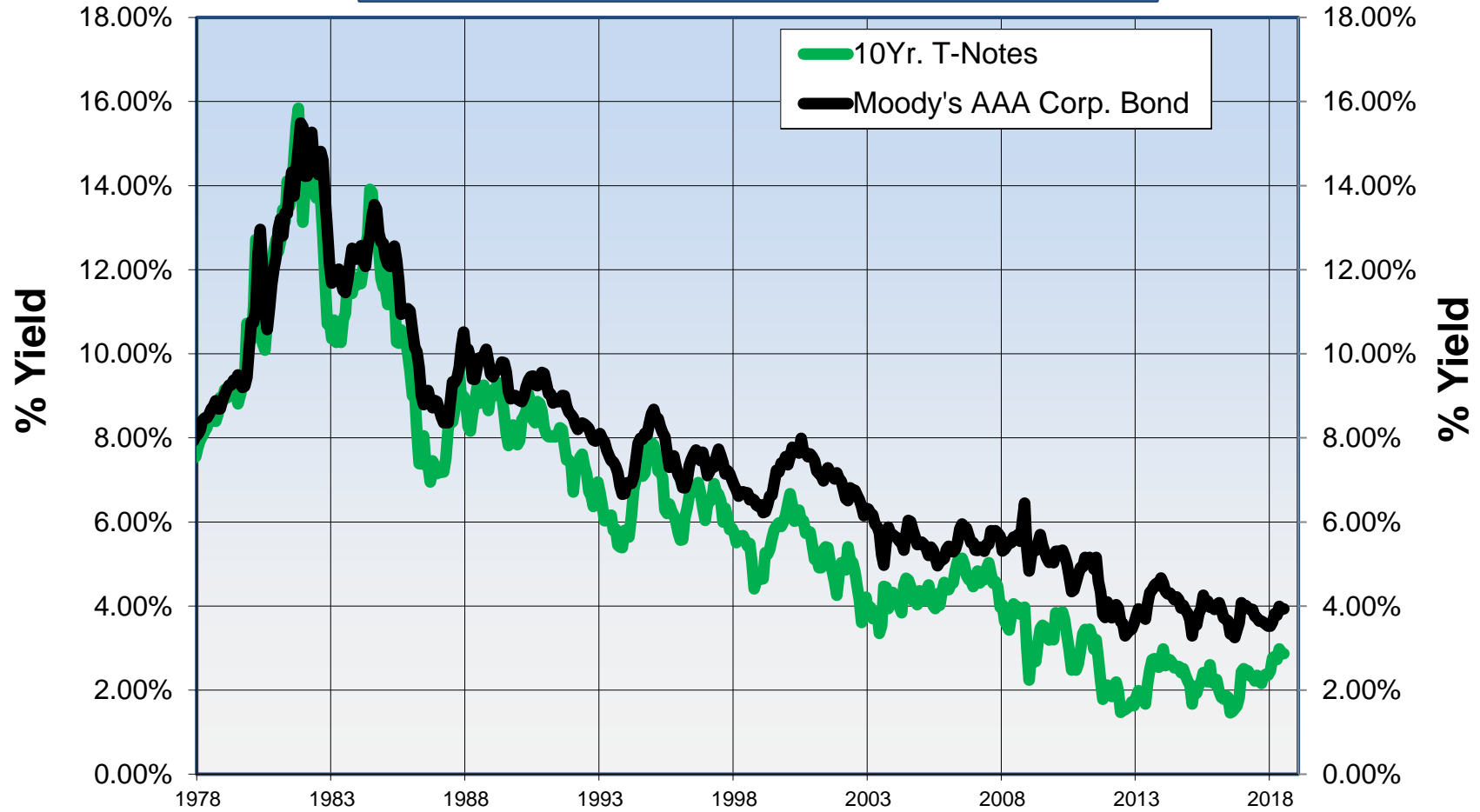
***Important Disclaimers: No warranties are made about the information published in Comparative Annuities Report. All information published in this newsletter is subject to change without notice and may vary from state to state at time of publication. This information is not intended to create public interest in the sale of annuities. You should consult with a competent financial planner to determine whether an annuity is suitable for your financial situation.***

***Comparative Annuity Report Data on SPIA annuities are quoted monthly in Kiplinger's Retirement Report.***

# Yields for Moody's AAA Corp. Bonds and 10Yr. Treasury Notes

Updated July 2018

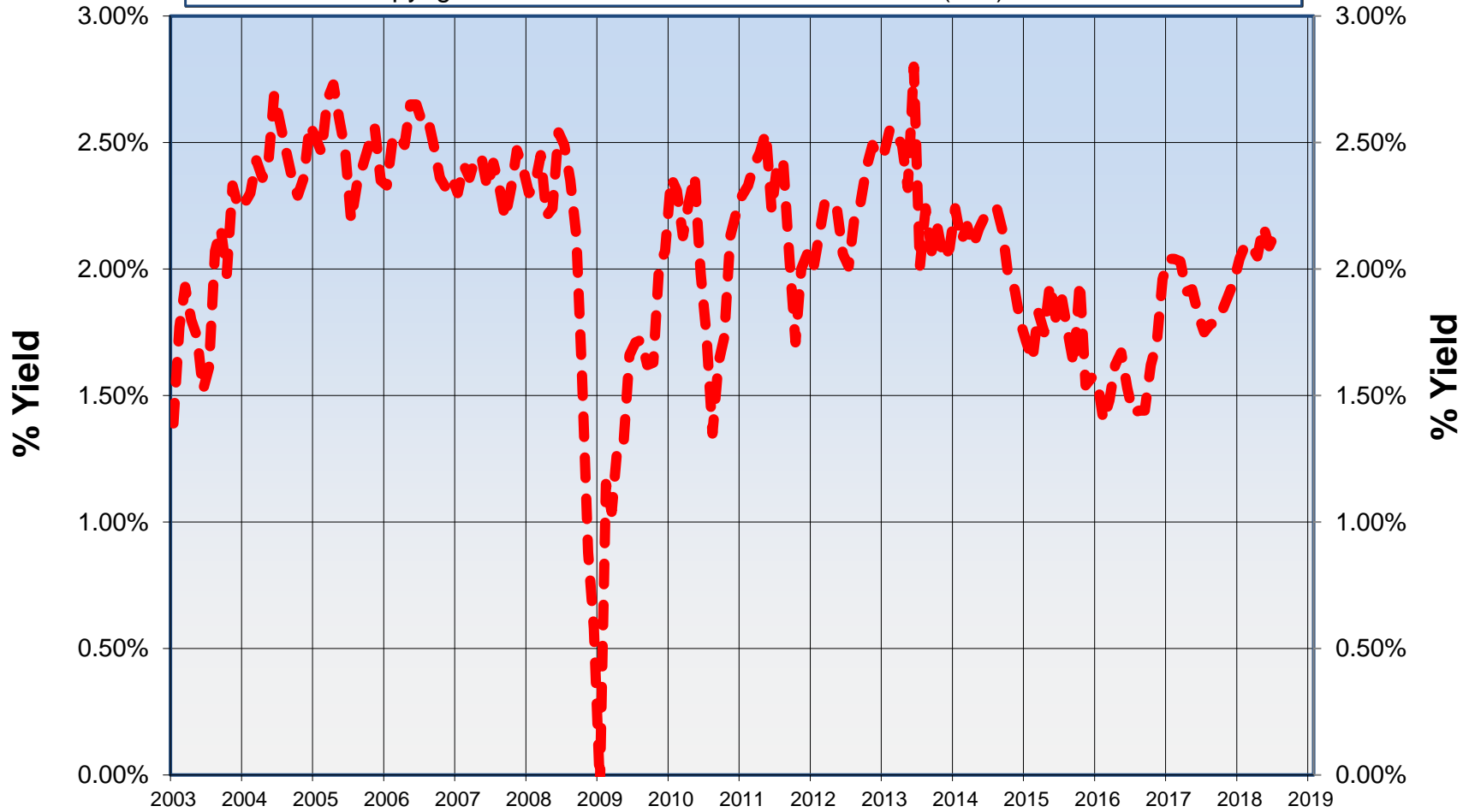
Copyright 2018 [www.immediateannuities.com](http://www.immediateannuities.com) (800) 872-6684



**Expected Inflation Rate  
10Yr. Treasury Notes minus 10Yr. TIP (Treasury Inflation Protected bond)**

Updated July 2018

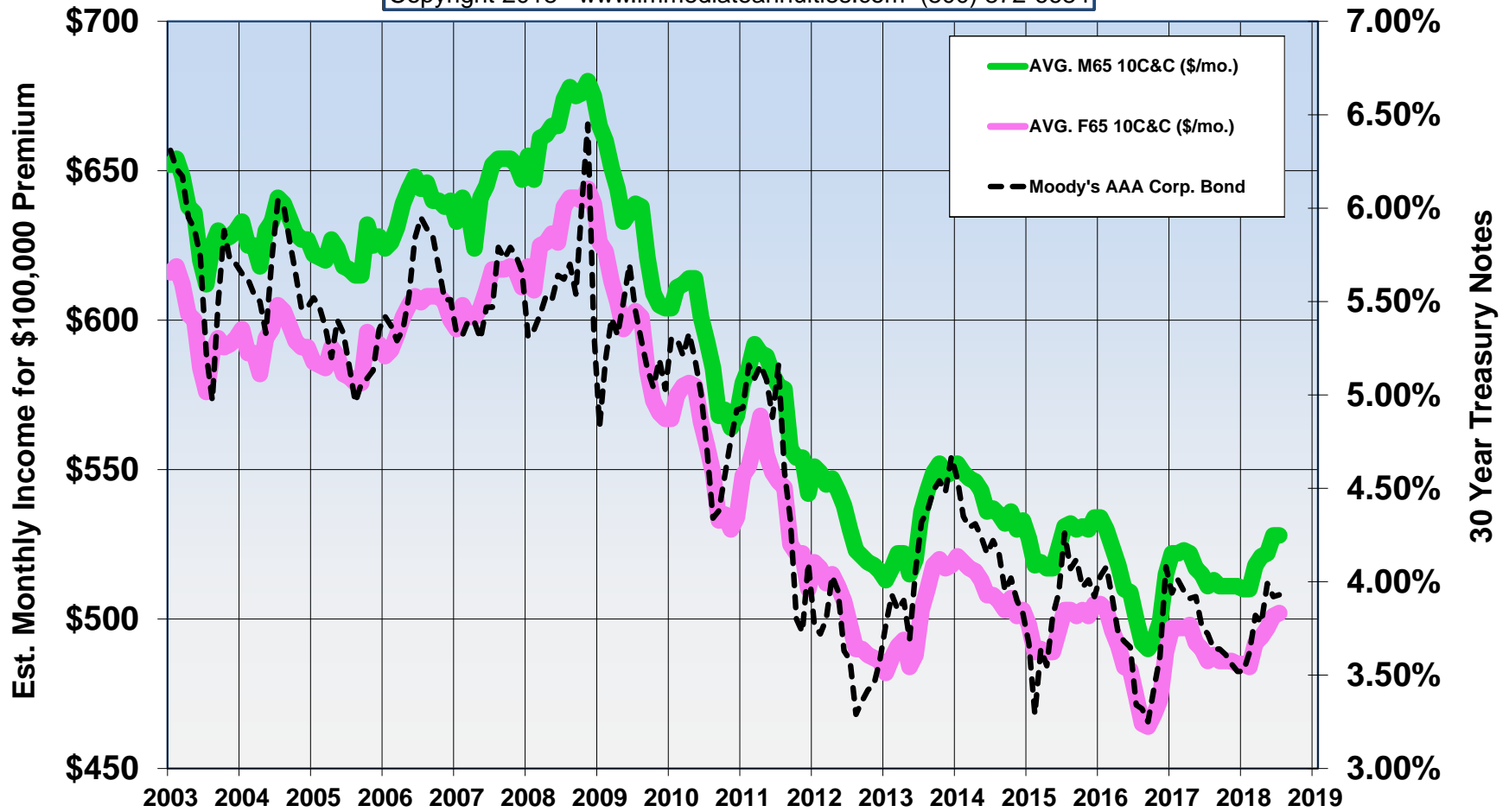
Copyright 2018 [www.immediateannuities.com](http://www.immediateannuities.com) (800) 872-6684



**Male 65 / Female 65**  
**Life & 10 Years Certain Annuity Rates**  
**and Moody's AAA Corporate Bond Yield**

Updated July 2018

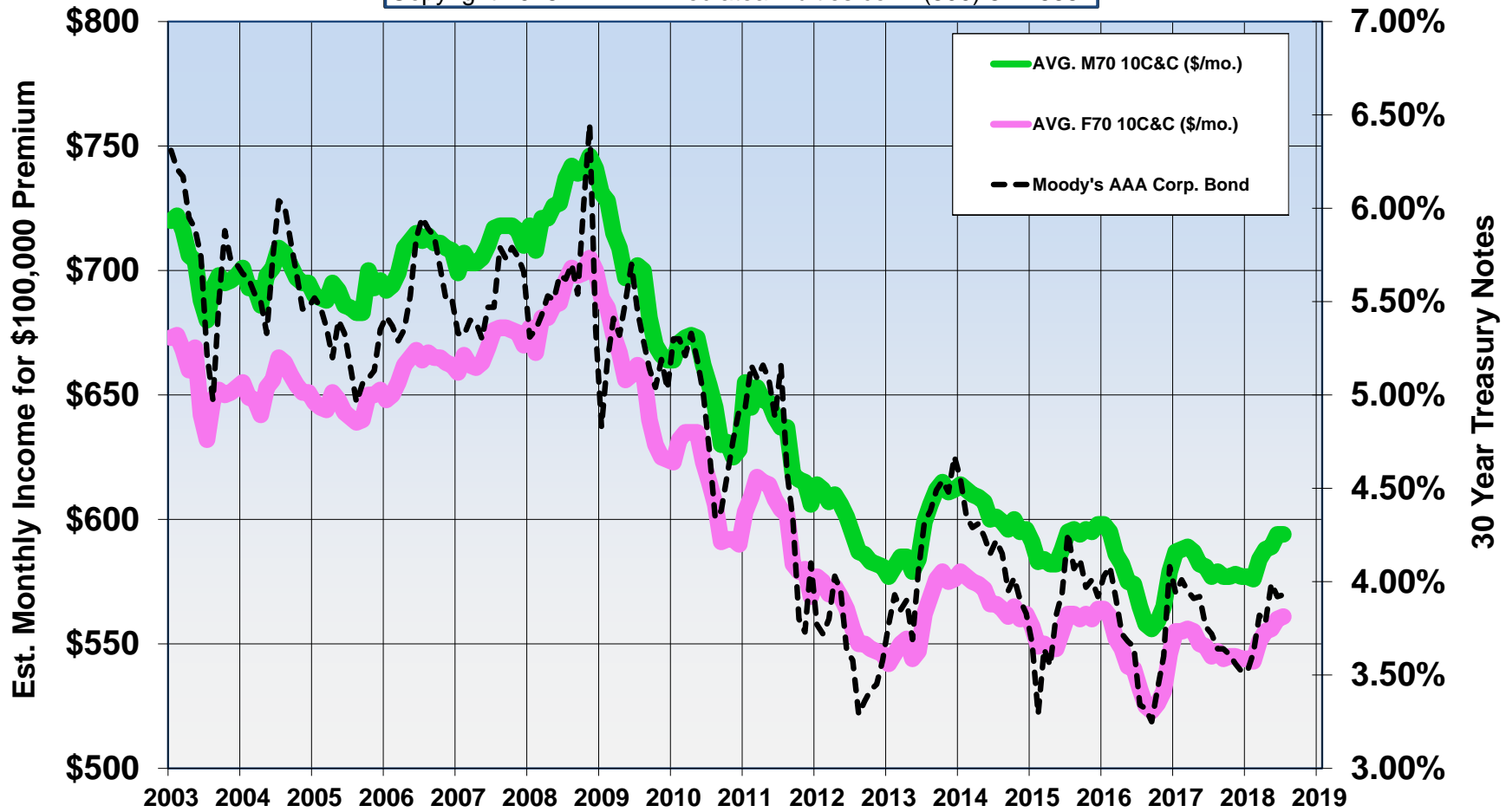
Copyright 2018 [www.immediateannuities.com](http://www.immediateannuities.com) (800) 872-6684



**Male 70 / Female 70**  
**Life & 10 Years Certain Annuity Rates**  
**and Moody's AAA Corporate Bond Yield**

Updated July 2018

Copyright 2018 [www.immediateannuities.com](http://www.immediateannuities.com) (800) 872-6684



**Male 75 / Female 75**  
**Life & 10 Years Certain Annuity Rates**  
**and Moody's AAA Corporate Bond Yield**

Updated July 2018

Copyright 2018 [www.immediateannuities.com](http://www.immediateannuities.com) (800) 872-6684

