

# Comparative Annuity Reports

Your guide to comparing data about Single Premium Immediate Annuity programs

January 2019

1-800-872-6684

[www.immediateannuities.com/comparativeannuityreports/](http://www.immediateannuities.com/comparativeannuityreports/)

Volume 40

Issue 1

## SUMMARY OF IMMEDIATE ANNUITY PAYOUTS

© Comparative Annuity Reports, All Rights Reserved

Period (Term) <u>Certain Only</u>	<u>Average</u>	<u>Highest</u>	Single Life <u>Only</u>	<u>Average</u>	<u>Highest</u>	Single Life with <u>10-Years Certain</u>	<u>Average</u>	<u>Highest</u>
5-Year Pd. Cert.	\$ 1,733	\$ 1,756	Male Age 60	\$ 492	\$ 513	Male Age 60	\$ 486	\$ 504
10-Year Pd. Cert.	\$ 934	\$ 955	Fem. Age 60	\$ 472	\$ 493	Fem. Age 60	\$ 466	\$ 488
15-Year Pd. Cert.	\$ 677	\$ 698	Male Age 65	\$ 549	\$ 569	Male Age 65	\$ 538	\$ 555
20-Year Pd. Cert.	\$ 554	\$ 570	Fem. Age 65	\$ 522	\$ 543	Fem. Age 65	\$ 513	\$ 535
25-Year Pd. Cert.	\$ 482	\$ 504	Male Age 70	\$ 627	\$ 650	Male Age 70	\$ 603	\$ 621
30-Year Pd. Cert.	\$ 433	\$ 456	Fem. Age 70	\$ 588	\$ 614	Fem. Age 70	\$ 571	\$ 596
			Male Age 75	\$ 744	\$ 774	Male Age 75	\$ 688	\$ 708
			Fem. Age 75	\$ 687	\$ 723	Fem. Age 75	\$ 648	\$ 676

***Above figures are monthly income per \$100,000 non-qualified premium in a non-premium tax state.***

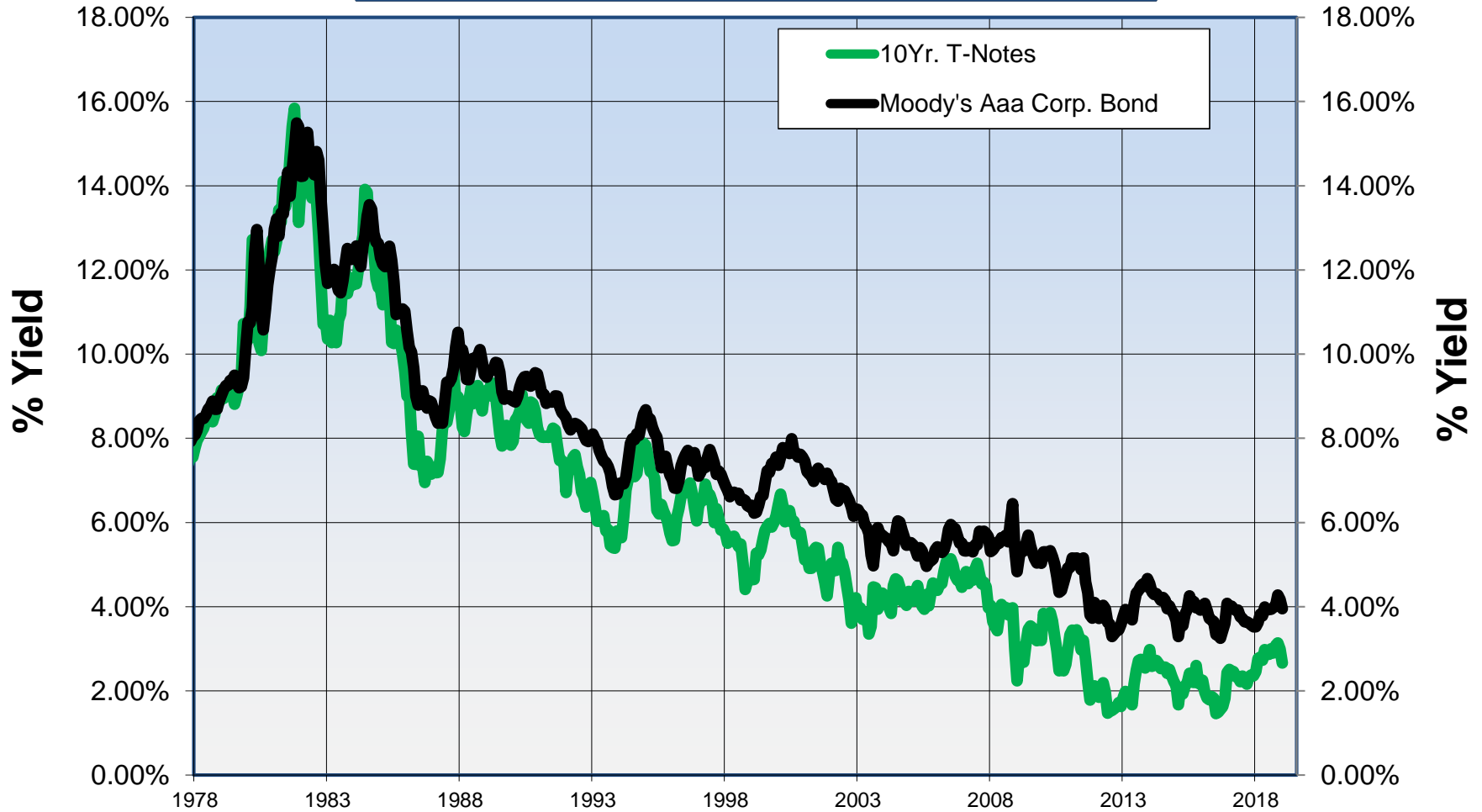
***Important Disclaimers: No warranties are made about the information published in Comparative Annuities Report. All information published in this newsletter is subject to change without notice and may vary from state to state at time of publication. This information is not intended to create public interest in the sale of annuities. You should consult with a competent financial planner to determine whether an annuity is suitable for your financial situation.***

***Comparative Annuity Report Data on SPIA annuities are quoted monthly in Kiplinger's Retirement Report.***

# Yields for Moody's AAA Corp. Bonds and 10Yr. Treasury Notes

Updated January 2019

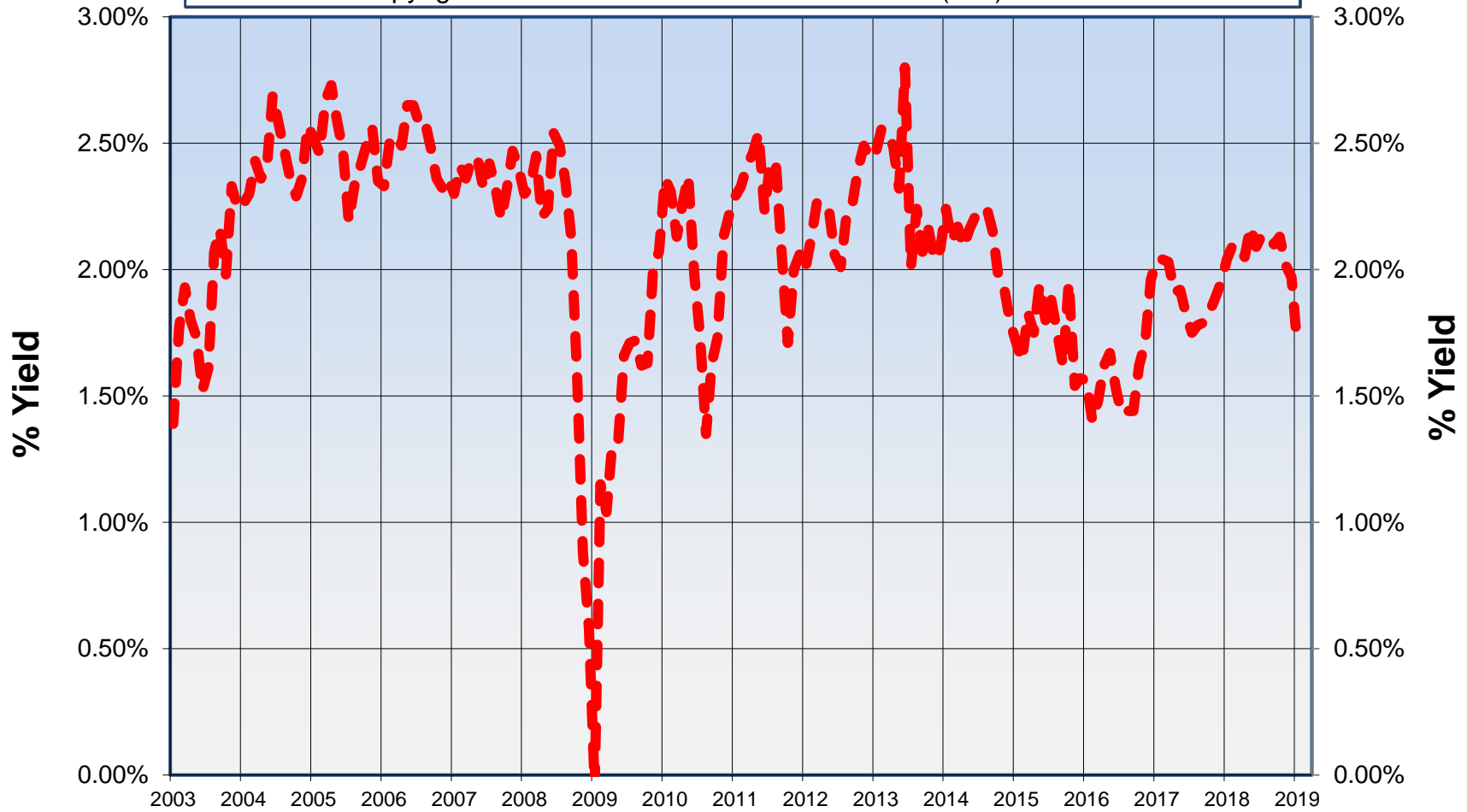
Copyright 2018 [www.immediateannuities.com](http://www.immediateannuities.com) (800) 872-6684



**Expected Inflation Rate  
10Yr. Treasury Notes minus 10Yr. TIP (Treasury Inflation Protected bond)**

Updated January 2019

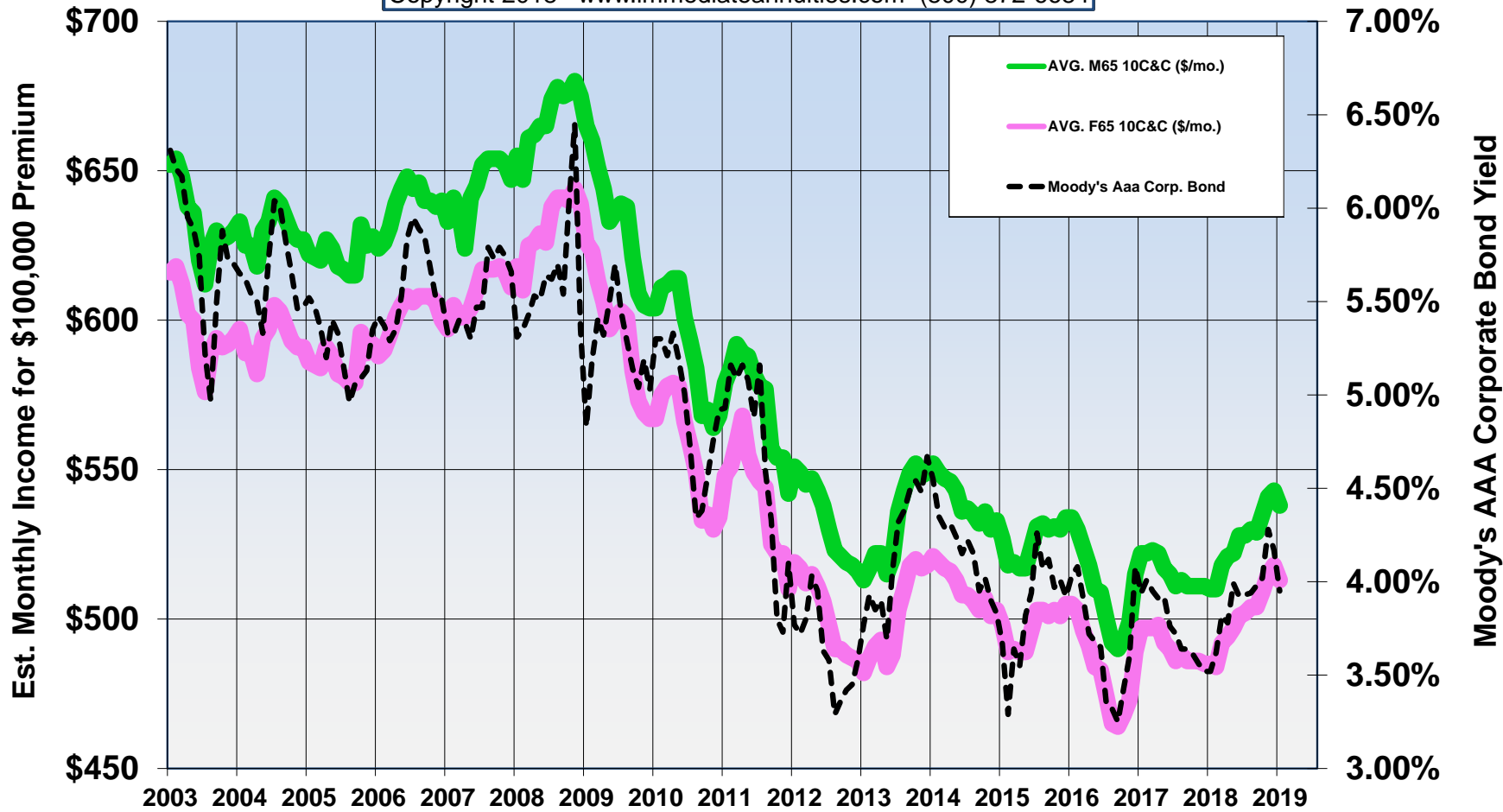
Copyright 2018 [www.immediateannuities.com](http://www.immediateannuities.com) (800) 872-6684



**Male 65 / Female 65**  
**Life & 10 Years Certain Annuity Rates**  
**and Moody's AAA Corporate Bond Yield**

Updated January 2019

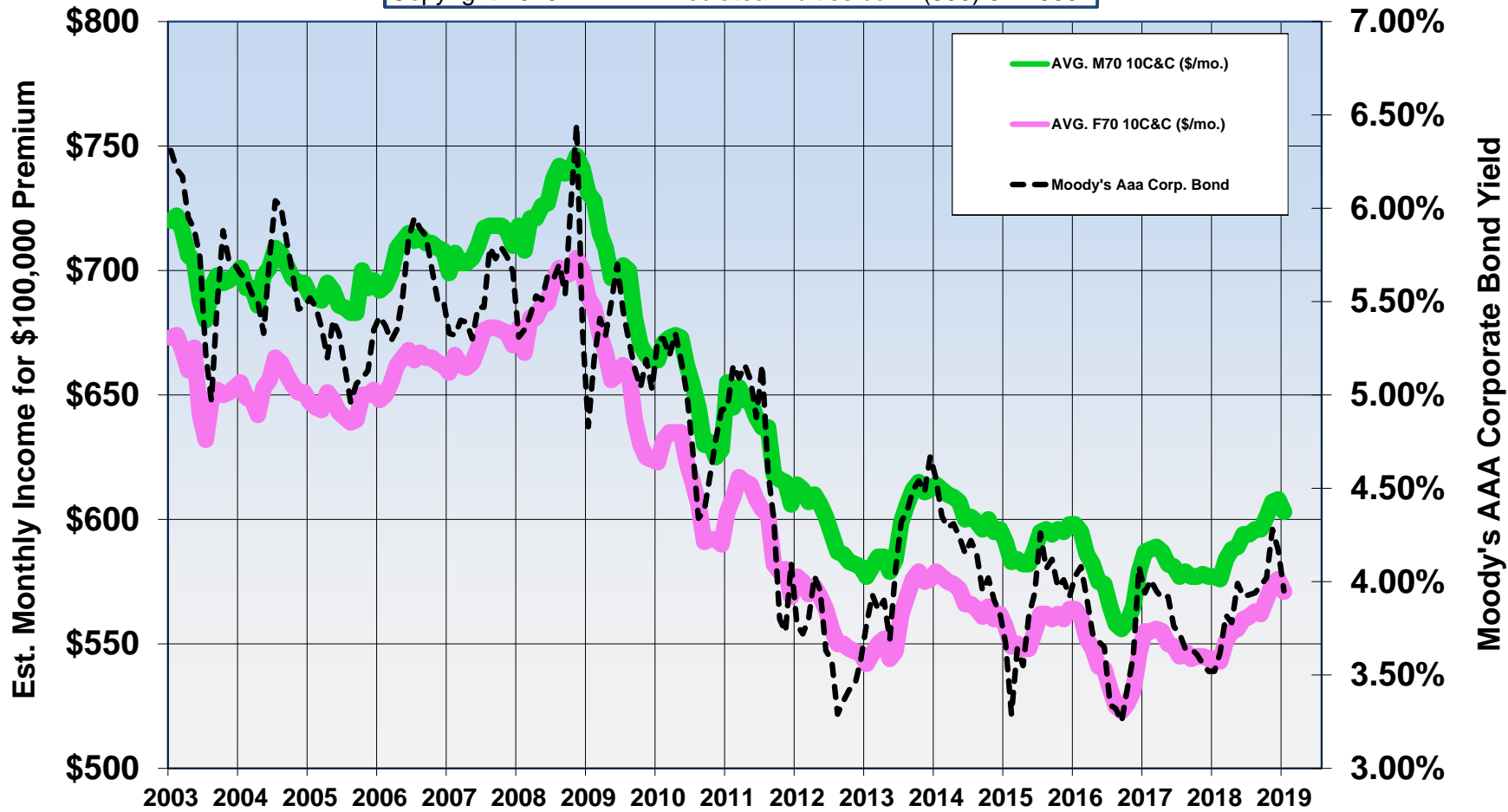
Copyright 2018 [www.immediateannuities.com](http://www.immediateannuities.com) (800) 872-6684



**Male 70 / Female 70**  
**Life & 10 Years Certain Annuity Rates**  
**and Moody's AAA Corporate Bond Yield**

Updated January 2019

Copyright 2018 [www.immediateannuities.com](http://www.immediateannuities.com) (800) 872-6684



**Male 75 / Female 75**  
**Life & 10 Years Certain Annuity Rates**  
**and Moody's AAA Corporate Bond Yield**

Updated January 2019

Copyright 2018 [www.immediateannuities.com](http://www.immediateannuities.com) (800) 872-6684

