

# Comparative Annuity Reports

Your guide to comparing data about Single Premium Immediate Annuity programs

June 2020

1-800-872-6684

[www.immediateannuities.com/comparativeannuityreports/](http://www.immediateannuities.com/comparativeannuityreports/)

Volume 41

Issue 6

## SUMMARY OF IMMEDIATE ANNUITY PAYOUTS

© Comparative Annuity Reports, All Rights Reserved

Period (Term) <u>Certain Only</u>	<u>Average</u>	<u>Highest</u>	Single Life <u>Only</u>	<u>Average</u>	<u>Highest</u>	Single Life with <u>10-Years Certain</u>	<u>Average</u>	<u>Highest</u>
5-Year Pd. Cert.	\$ 1,682	\$ 1,695	Male Age 60	\$ 420	\$ 455	Male Age 60	\$ 417	\$ 448
10-Year Pd. Cert.	\$ 874	\$ 893	Fem. Age 60	\$ 402	\$ 438	Fem. Age 60	\$ 399	\$ 433
15-Year Pd. Cert.	\$ 618	\$ 637	Male Age 65	\$ 479	\$ 498	Male Age 65	\$ 472	\$ 491
20-Year Pd. Cert.	\$ 496	\$ 519	Fem. Age 65	\$ 451	\$ 476	Fem. Age 65	\$ 447	\$ 467
25-Year Pd. Cert.	\$ 423	\$ 469	Male Age 70	\$ 553	\$ 574	Male Age 70	\$ 537	\$ 568
30-Year Pd. Cert.	\$ 374	\$ 416	Fem. Age 70	\$ 515	\$ 530	Fem. Age 70	\$ 504	\$ 532
			Male Age 75	\$ 667	\$ 699	Male Age 75	\$ 623	\$ 662
			Fem. Age 75	\$ 611	\$ 632	Fem. Age 75	\$ 584	\$ 611

***Above figures are monthly income per \$100,000 non-qualified premium in a non-premium tax state.***

***Important Disclaimers: No warranties are made about the information published in Comparative Annuities Report. All information published in this newsletter is subject to change without notice and may vary from state to state at time of publication. This information is not intended to create public interest in the sale of annuities. You should consult with a competent financial planner to determine whether an annuity is suitable for your financial situation.***

***Comparative Annuity Report Data on SPIA annuities are quoted monthly in Kiplinger's Retirement Report.***

# Yields for Moody's AAA Corp. Bonds and 10Yr. Treasury Notes

Updated June 2020

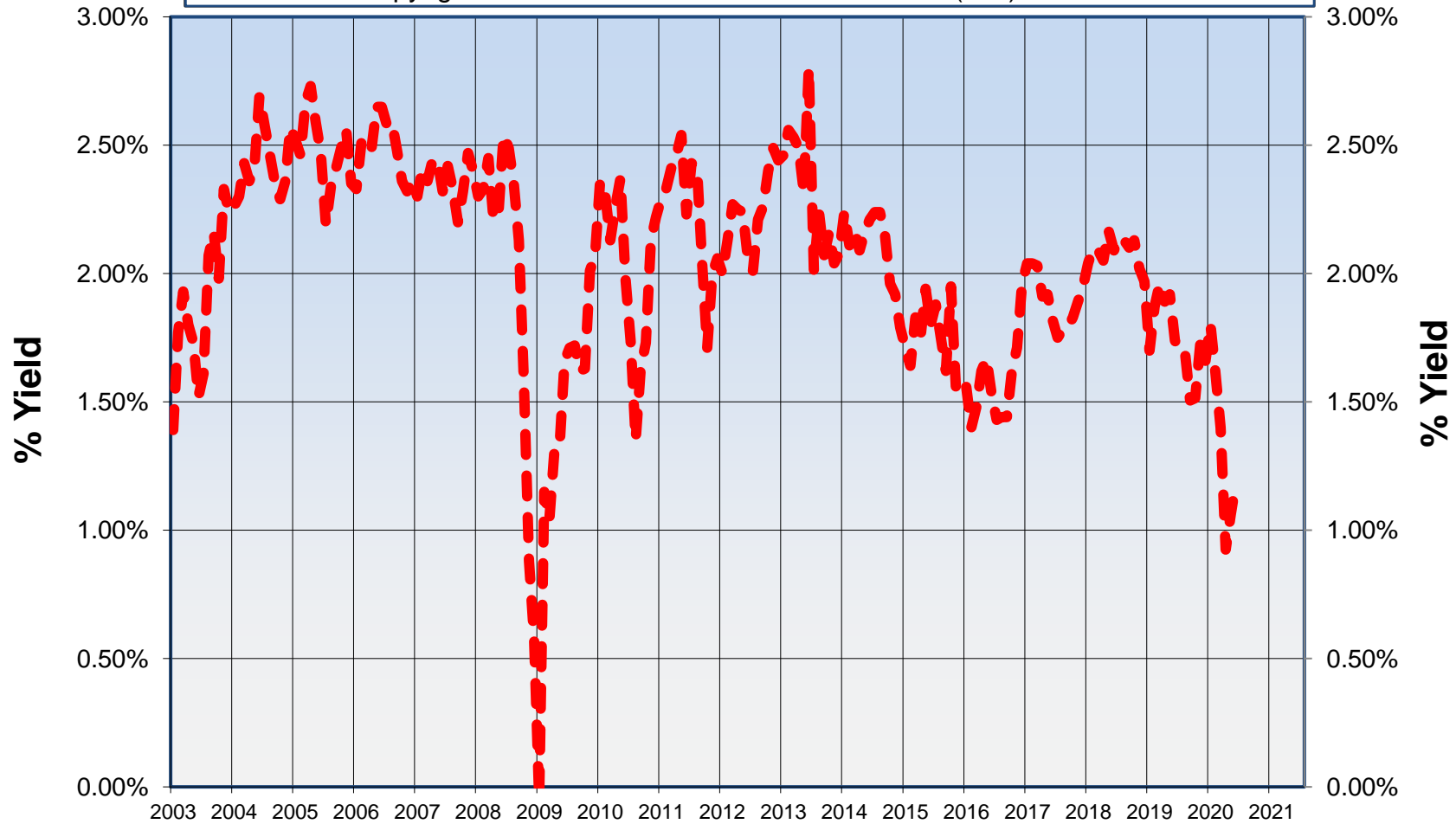
Copyright 2020 [www.ImmediateAnnuities.com](http://www.ImmediateAnnuities.com) (800) 872-6684



**Expected Inflation Rate  
10Yr. Treasury Notes minus 10Yr. TIP (Treasury Inflation Protected bond)**

Updated June 2020

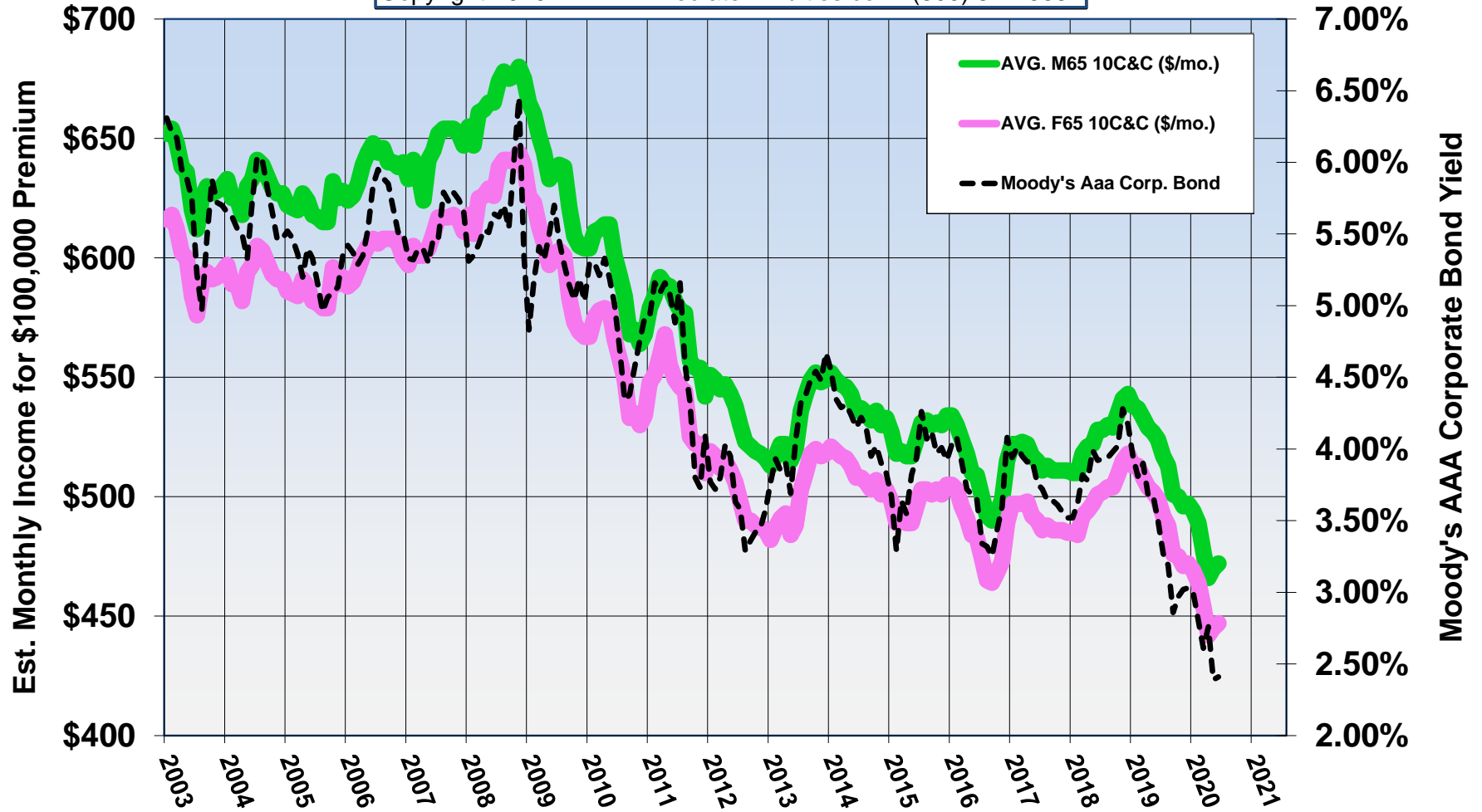
Copyright 2020 [www.ImmediateAnnuities.com](http://www.ImmediateAnnuities.com) (800) 872-6684



**Male 65 / Female 65**  
**Life & 10 Years Certain Annuity Rates**  
**and Moody's AAA Corporate Bond Yield**

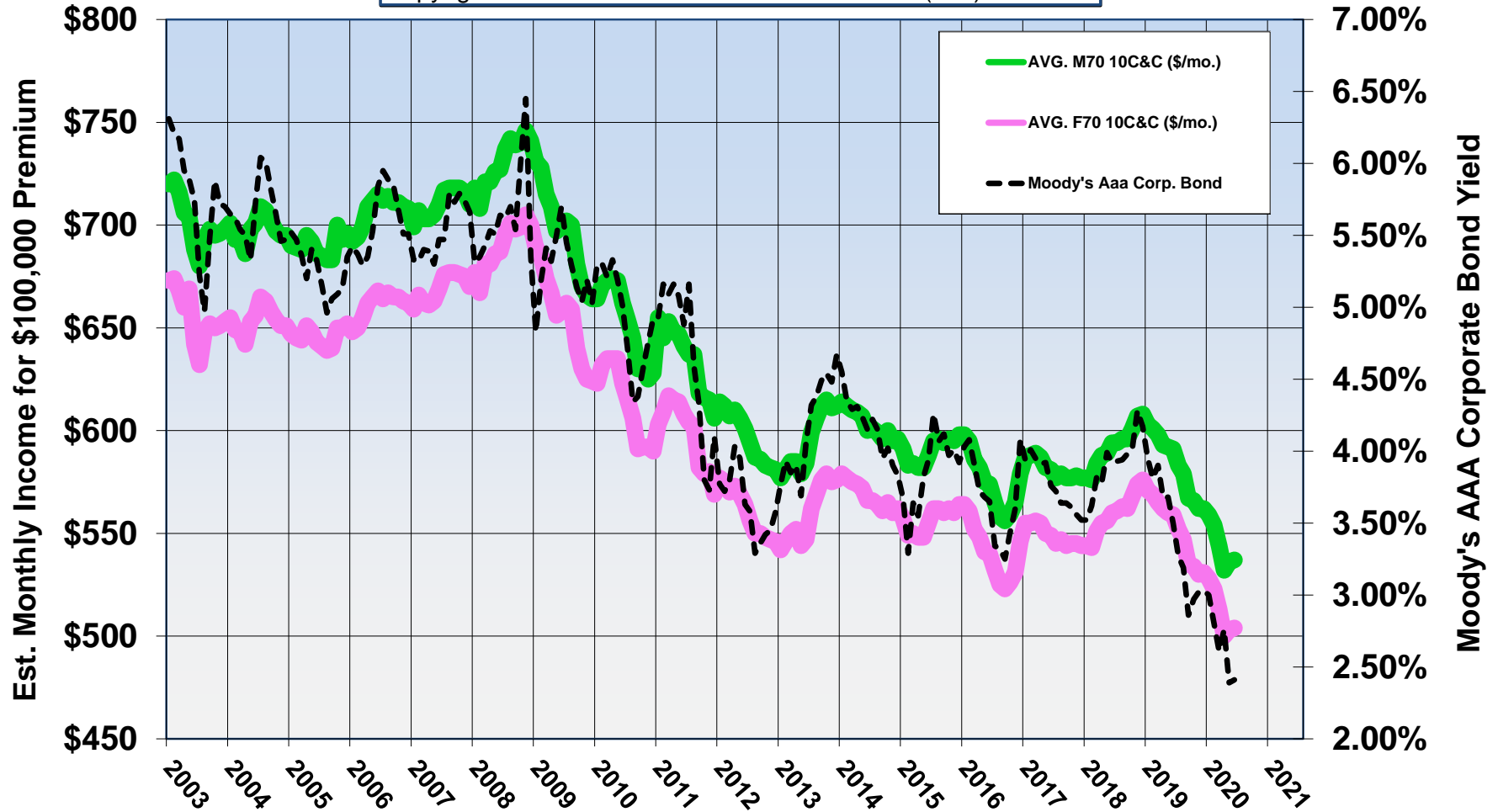
Updated June 2020

Copyright 2020 [www.ImmediateAnnuities.com](http://www.ImmediateAnnuities.com) (800) 872-6684



**Male 70 / Female 70**  
**Life & 10 Years Certain Annuity Rates**  
**and Moody's AAA Corporate Bond Yield**  
 Updated June 2020

Copyright 2020 www.ImmediateAnnuities.com (800) 872-6684



**Male 75 / Female 75**  
**Life & 10 Years Certain Annuity Rates**  
**and Moody's AAA Corporate Bond Yield**

Updated June 2020

Copyright 2020 www.ImmediateAnnuities.com (800) 872-6684

