

# Comparative Annuity Reports

Your guide to comparing data about Single Premium Immediate Annuity programs

July 2020

1-866-866-1999

[www.immediateannuities.com/comparativeannuityreports/](http://www.immediateannuities.com/comparativeannuityreports/)

Volume 41

Issue 7

## SUMMARY OF IMMEDIATE ANNUITY PAYOUTS

© Comparative Annuity Reports, All Rights Reserved

Period (Term) <u>Certain Only</u>	<u>Average</u>	<u>Highest</u>	Single Life <u>Only</u>	<u>Average</u>	<u>Highest</u>	Single Life with <u>10-Years Certain</u>	<u>Average</u>	<u>Highest</u>
5-Year Pd. Cert.	\$ 1,680	\$ 1,695	Male Age 60	\$ 413	\$ 435	Male Age 60	\$ 410	\$ 431
10-Year Pd. Cert.	\$ 868	\$ 896	Fem. Age 60	\$ 395	\$ 419	Fem. Age 60	\$ 392	\$ 417
15-Year Pd. Cert.	\$ 613	\$ 637	Male Age 65	\$ 472	\$ 490	Male Age 65	\$ 465	\$ 487
20-Year Pd. Cert.	\$ 491	\$ 515	Fem. Age 65	\$ 445	\$ 468	Fem. Age 65	\$ 440	\$ 464
25-Year Pd. Cert.	\$ 416	\$ 440	Male Age 70	\$ 548	\$ 567	Male Age 70	\$ 531	\$ 560
30-Year Pd. Cert.	\$ 367	\$ 390	Fem. Age 70	\$ 509	\$ 537	Fem. Age 70	\$ 498	\$ 528
			Male Age 75	\$ 661	\$ 688	Male Age 75	\$ 617	\$ 654
			Fem. Age 75	\$ 606	\$ 636	Fem. Age 75	\$ 578	\$ 607

***Above figures are monthly income per \$100,000 non-qualified premium in a non-premium tax state.***

***Important Disclaimers: No warranties are made about the information published in Comparative Annuities Report. All information published in this newsletter is subject to change without notice and may vary from state to state at time of publication. This information is not intended to create public interest in the sale of annuities. You should consult with a competent financial planner to determine whether an annuity is suitable for your financial situation.***

***Comparative Annuity Report Data on SPIA annuities are quoted monthly in Kiplinger's Retirement Report.***

## Yields for Moody's AAA Corp. Bonds and 10Yr. Treasury Notes

Updated July 2020

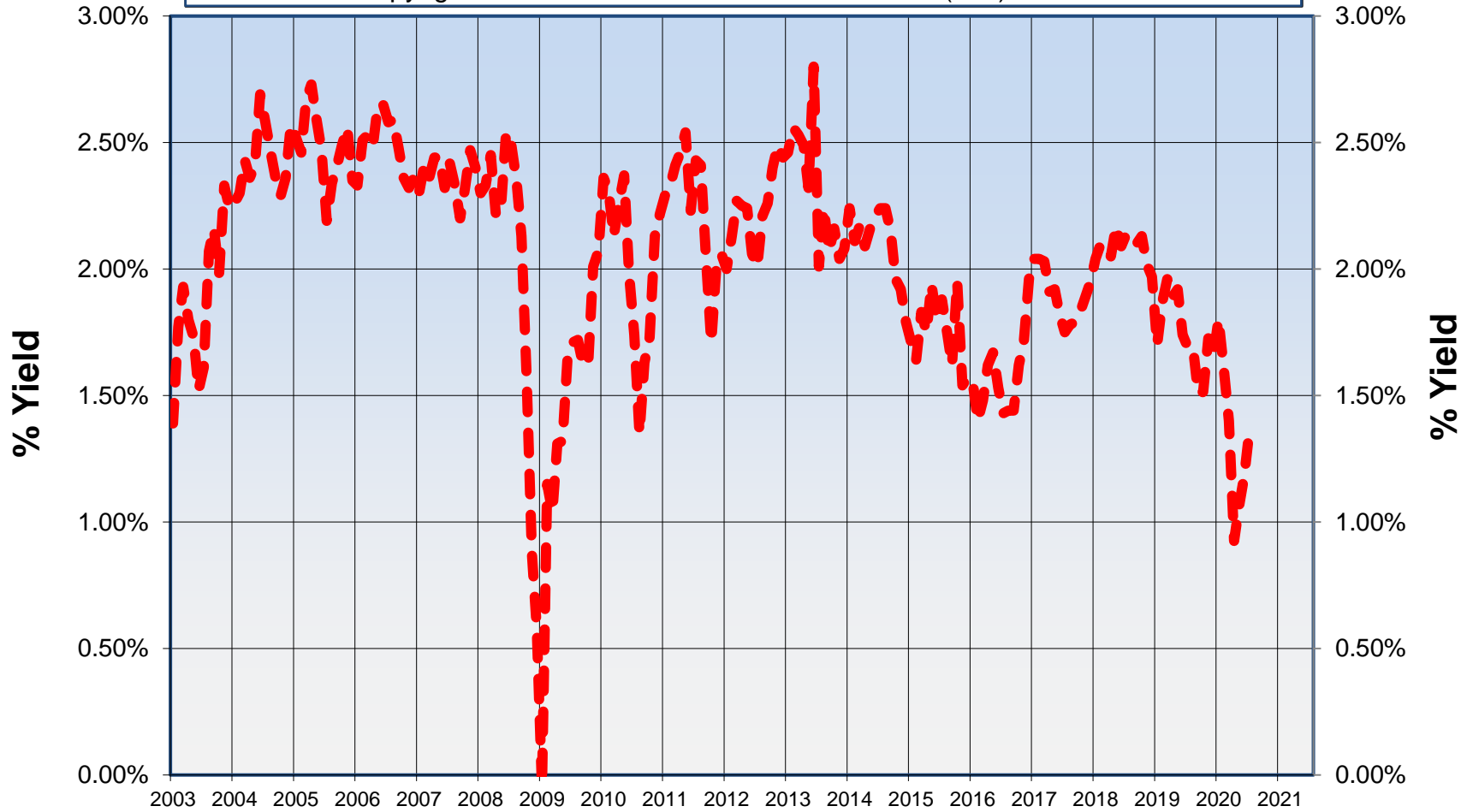
Copyright 2020 [www.ImmediateAnnuities.com](http://www.ImmediateAnnuities.com) (800) 872-6684



**Expected Inflation Rate**  
**10Yr. Treasury Notes minus 10Yr. TIP (Treasury Inflation Protected bond)**

Updated July 2020

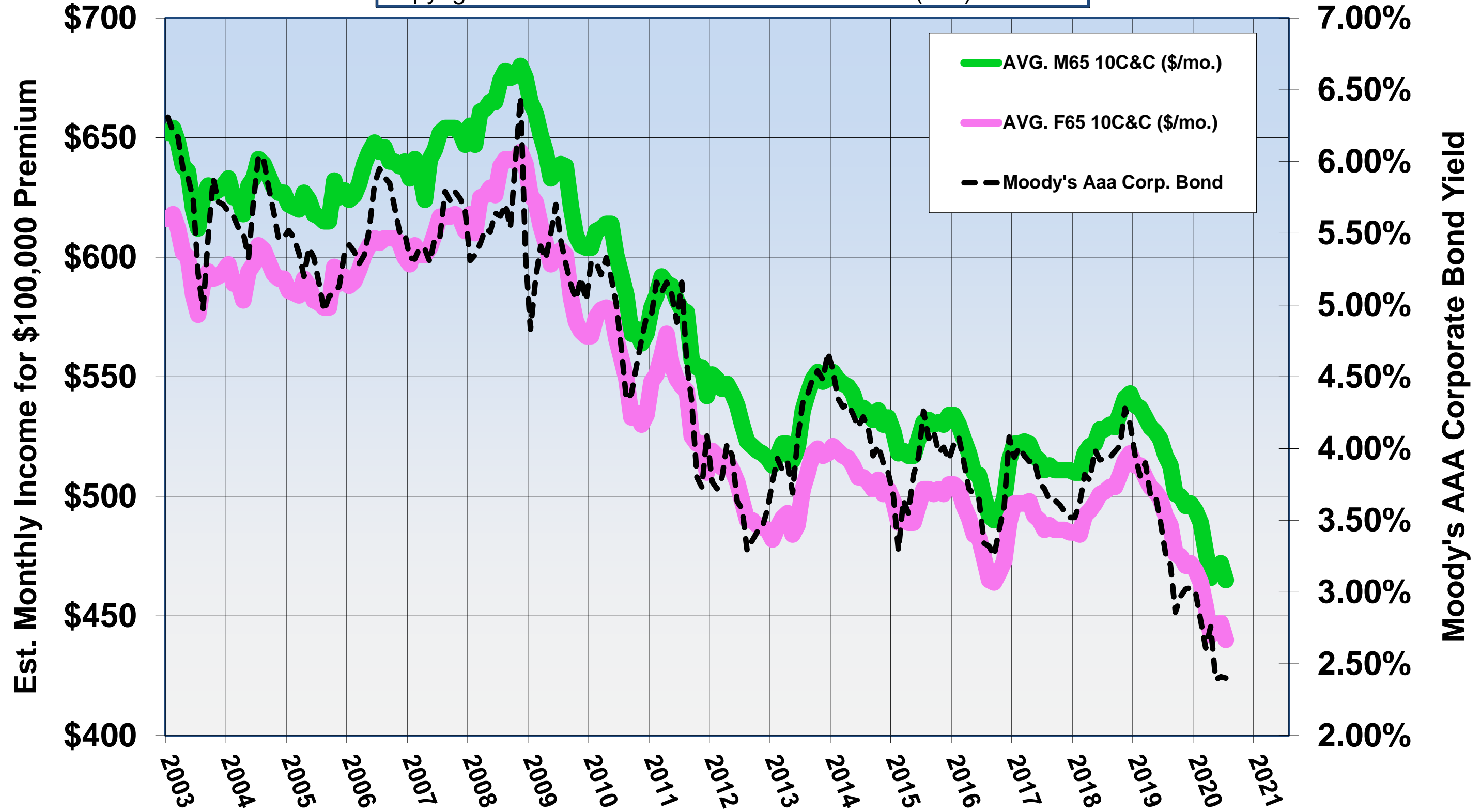
Copyright 2020 [www.ImmediateAnnuities.com](http://www.ImmediateAnnuities.com) (800) 872-6684



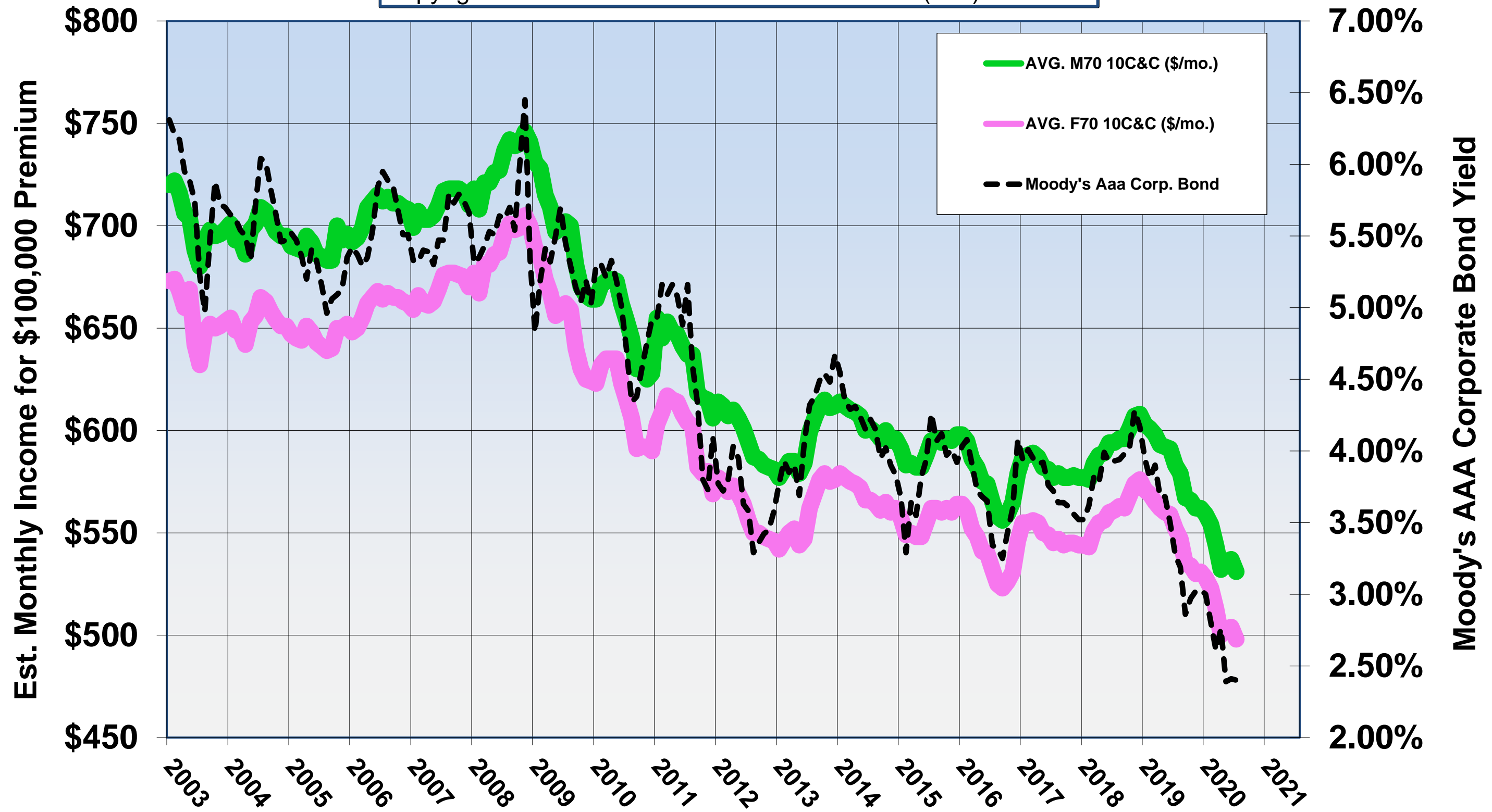
**Male 65 / Female 65**  
**Life & 10 Years Certain Annuity Rates**  
**and Moody's AAA Corporate Bond Yield**

Updated July 2020

Copyright 2020 [www.ImmediateAnnuities.com](http://www.ImmediateAnnuities.com) (800) 872-6684



**Male 70 / Female 70**  
**Life & 10 Years Certain Annuity Rates**  
**and Moody's AAA Corporate Bond Yield**  
 Updated July 2020  
 Copyright 2020 [www.ImmediateAnnuities.com](http://www.ImmediateAnnuities.com) (800) 872-6684



**Male 75 / Female 75**  
**Life & 10 Years Certain Annuity Rates**  
**and Moody's AAA Corporate Bond Yield**  
 Updated July 2020

Copyright 2020 [www.ImmediateAnnuities.com](http://www.ImmediateAnnuities.com) (800) 872-6684

