

# Comparative Annuity Reports

Your guide to comparing data about Single Premium Immediate Annuity programs

May 2021

1-866-866-1999

[www.immediateannuities.com/comparativeannuityreports/](http://www.immediateannuities.com/comparativeannuityreports/)

Volume 42

Issue 5

## SUMMARY OF IMMEDIATE ANNUITY PAYOUTS

© Comparative Annuity Reports, All Rights Reserved

Period (Term) <u>Certain Only</u>	<u>Average</u>	<u>Highest</u>	Single Life <u>Only</u>	<u>Average</u>	<u>Highest</u>	Single Life with <u>10-Years Certain</u>	<u>Average</u>	<u>Highest</u>
5-Year Pd. Cert.	\$ 1,670	\$ 1,688	Male Age 60	\$ 420	\$ 458	Male Age 60	\$ 415	\$ 451
10-Year Pd. Cert.	\$ 869	\$ 897	Fem. Age 60	\$ 402	\$ 436	Fem. Age 60	\$ 398	\$ 431
15-Year Pd. Cert.	\$ 618	\$ 639	Male Age 65	\$ 479	\$ 502	Male Age 65	\$ 469	\$ 489
20-Year Pd. Cert.	\$ 496	\$ 519	Fem. Age 65	\$ 452	\$ 473	Fem. Age 65	\$ 444	\$ 465
25-Year Pd. Cert.	\$ 427	\$ 471	Male Age 70	\$ 555	\$ 583	Male Age 70	\$ 535	\$ 561
30-Year Pd. Cert.	\$ 379	\$ 418	Fem. Age 70	\$ 517	\$ 541	Fem. Age 70	\$ 503	\$ 529
			Male Age 75	\$ 668	\$ 707	Male Age 75	\$ 621	\$ 654
			Fem. Age 75	\$ 613	\$ 646	Fem. Age 75	\$ 582	\$ 611

***Above figures are monthly income per \$100,000 non-qualified premium in a non-premium tax state.***

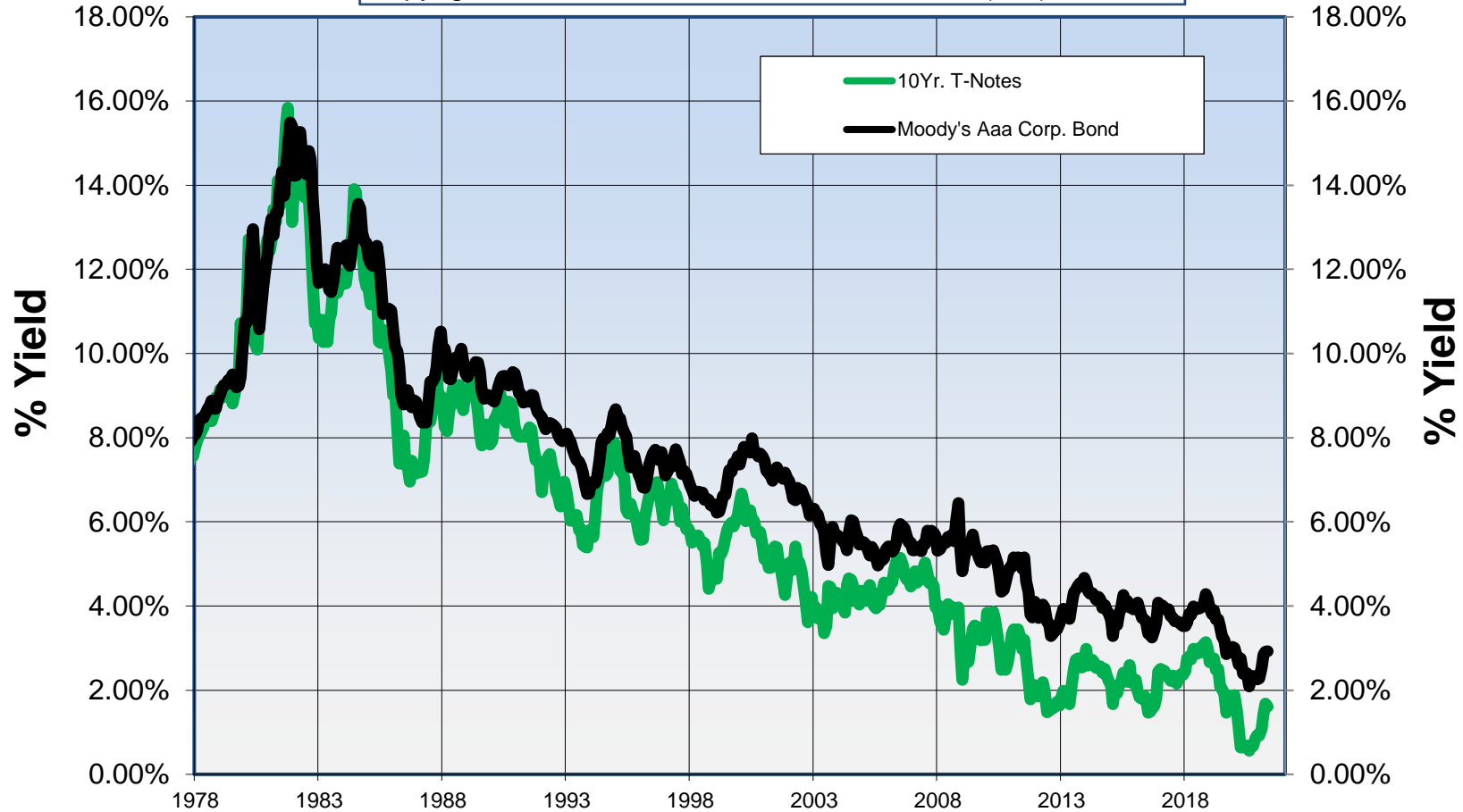
***Important Disclaimers: No warranties are made about the information published in Comparative Annuities Report. All information published in this newsletter is subject to change without notice and may vary from state to state at time of publication. This information is not intended to create public interest in the sale of annuities. You should consult with a competent financial planner to determine whether an annuity is suitable for your financial situation.***

***Comparative Annuity Report Data on SPIA annuities are quoted monthly in Kiplinger's Retirement Report.***

# Yields for Moody's AAA Corp. Bonds and 10Yr. Treasury Notes

Updated May 2021

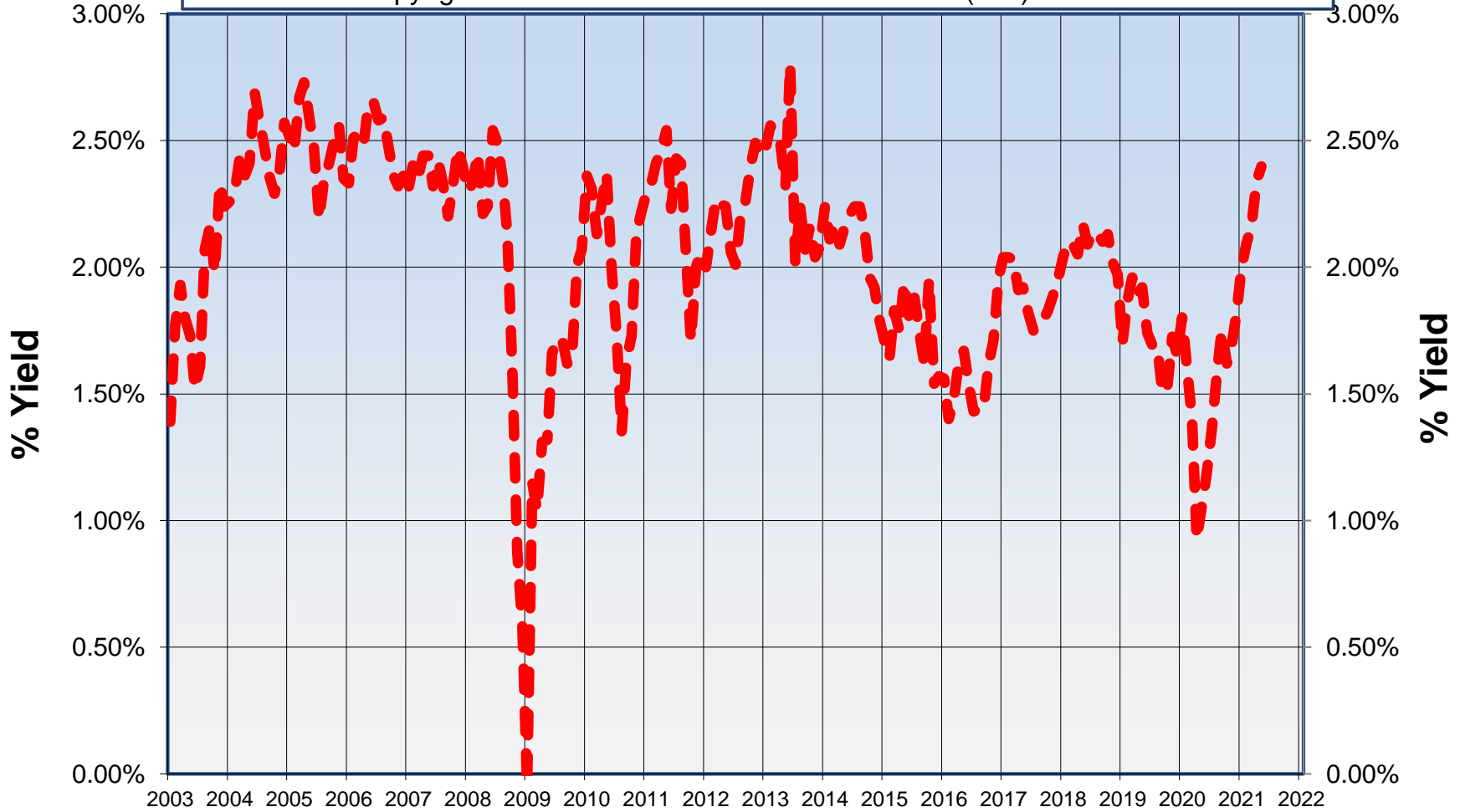
Copyright 2020 [www.ImmediateAnnuities.com](http://www.ImmediateAnnuities.com) (800) 872-6684



**Expected Inflation Rate  
10Yr. Treasury Notes minus 10Yr. TIP (Treasury Inflation Protected bond)**

Updated May 2021

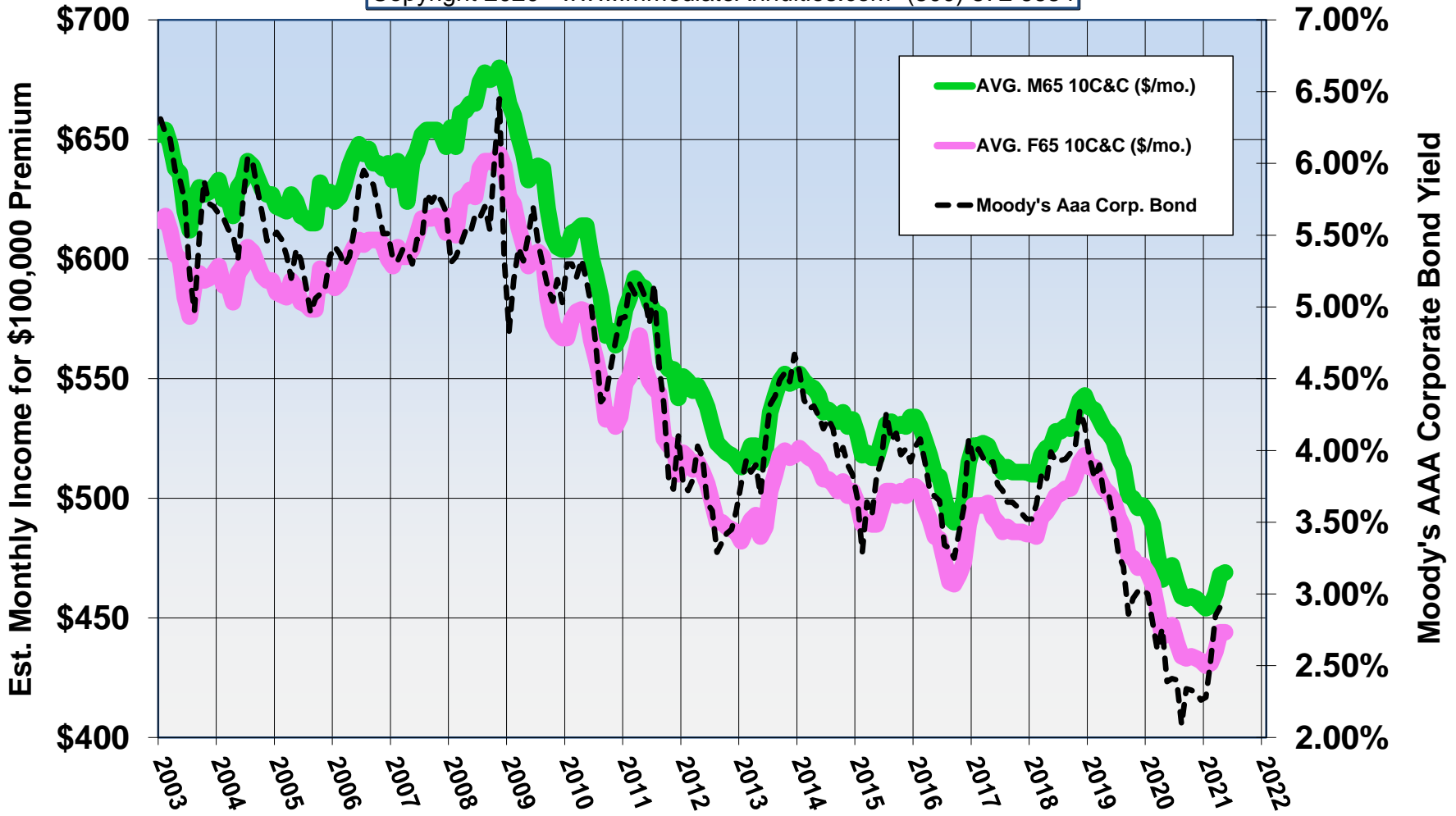
Copyright 2020 [www.ImmediateAnnuities.com](http://www.ImmediateAnnuities.com) (800) 872-6684



**Male 65 / Female 65**  
**Life & 10 Years Certain Annuity Rates**  
**and Moody's AAA Corporate Bond Yield**

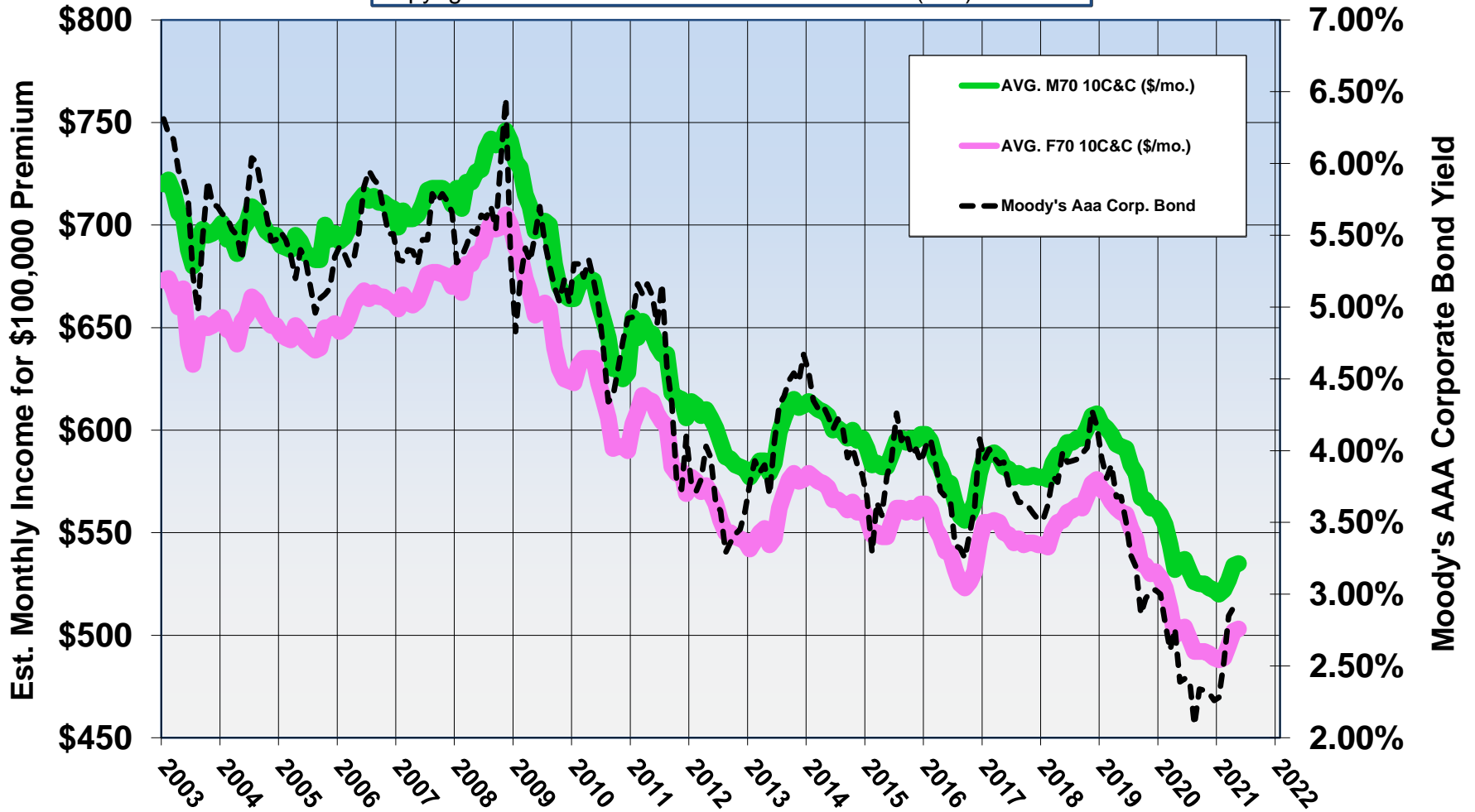
Updated May 2021

Copyright 2020 www.ImmediateAnnuities.com (800) 872-6684



**Male 70 / Female 70**  
**Life & 10 Years Certain Annuity Rates**  
**and Moody's AAA Corporate Bond Yield**  
 Updated May 2021

Copyright 2020 www.ImmediateAnnuities.com (800) 872-6684



**Male 75 / Female 75**  
**Life & 10 Years Certain Annuity Rates**  
**and Moody's AAA Corporate Bond Yield**  
 Updated May 2021

Copyright 2020 www.ImmediateAnnuities.com (800) 872-6684

