

# Comparative Annuity Reports

Your guide to comparing data about Single Premium Immediate Annuity programs

June 2022

1-866-866-1999

[www.immediateannuities.com/comparativeannuityreports/](http://www.immediateannuities.com/comparativeannuityreports/)

Volume 43

Issue 6

## SUMMARY OF IMMEDIATE ANNUITY PAYOUTS

© Comparative Annuity Reports, All Rights Reserved

Period (Term) <u>Certain Only</u>	<u>Average</u>	<u>Highest</u>	Single Life <u>Only</u>	<u>Average</u>	<u>Highest</u>	Single Life with <u>10-Years Certain</u>	<u>Average</u>	<u>Highest</u>
5-Year Pd. Cert.	\$ 1,738	\$ 1,774	Male Age 60	\$ 479	\$ 538	Male Age 60	\$ 475	\$ 551
10-Year Pd. Cert.	\$ 934	\$ 976	Fem. Age 60	\$ 461	\$ 519	Fem. Age 60	\$ 458	\$ 529
15-Year Pd. Cert.	\$ 679	\$ 720	Male Age 65	\$ 537	\$ 605	Male Age 65	\$ 529	\$ 618
20-Year Pd. Cert.	\$ 555	\$ 599	Fem. Age 65	\$ 512	\$ 573	Fem. Age 65	\$ 506	\$ 589
25-Year Pd. Cert.	\$ 489	\$ 534	Male Age 70	\$ 613	\$ 677	Male Age 70	\$ 596	\$ 687
30-Year Pd. Cert.	\$ 441	\$ 488	Fem. Age 70	\$ 577	\$ 636	Fem. Age 70	\$ 565	\$ 648
			Male Age 75	\$ 729	\$ 793	Male Age 75	\$ 682	\$ 773
			Fem. Age 75	\$ 673	\$ 733	Fem. Age 75	\$ 644	\$ 725

***Above figures are monthly income per \$100,000 non-qualified premium in a non-premium tax state.***

***Important Disclaimers: No warranties are made about the information published in Comparative Annuities Report. All information published in this newsletter is subject to change without notice and may vary from state to state at time of publication. This information is not intended to create public interest in the sale of annuities. You should consult with a competent financial planner to determine whether an annuity is suitable for your financial situation.***

***Comparative Annuity Report Data on SPIA annuities are quoted monthly in Kiplinger's Retirement Report.***

# Yields for Moody's AAA Corp. Bonds and 10Yr. Treasury Notes

Updated June 2022

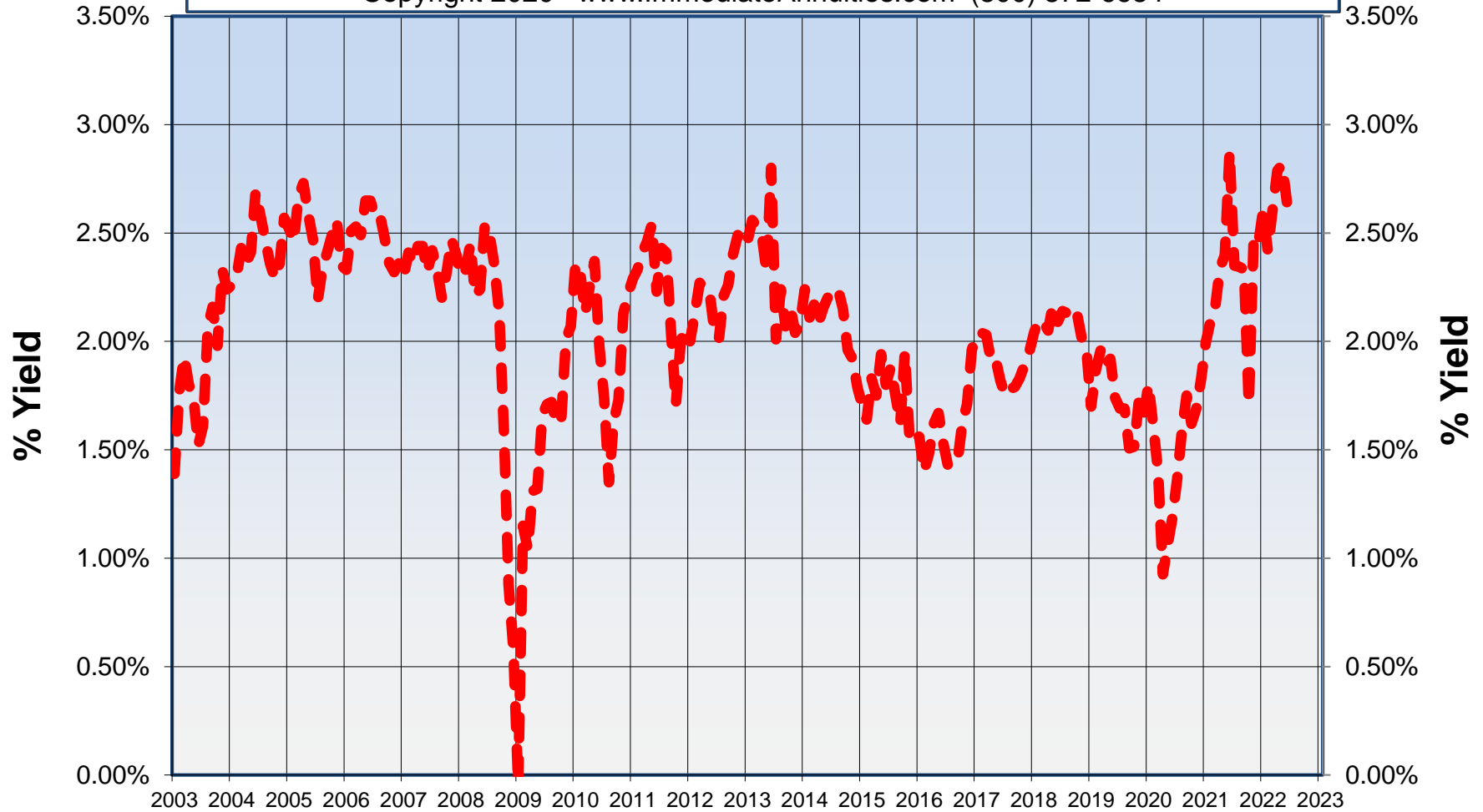
Copyright 2020 [www.ImmediateAnnuities.com](http://www.ImmediateAnnuities.com) (800) 872-6684



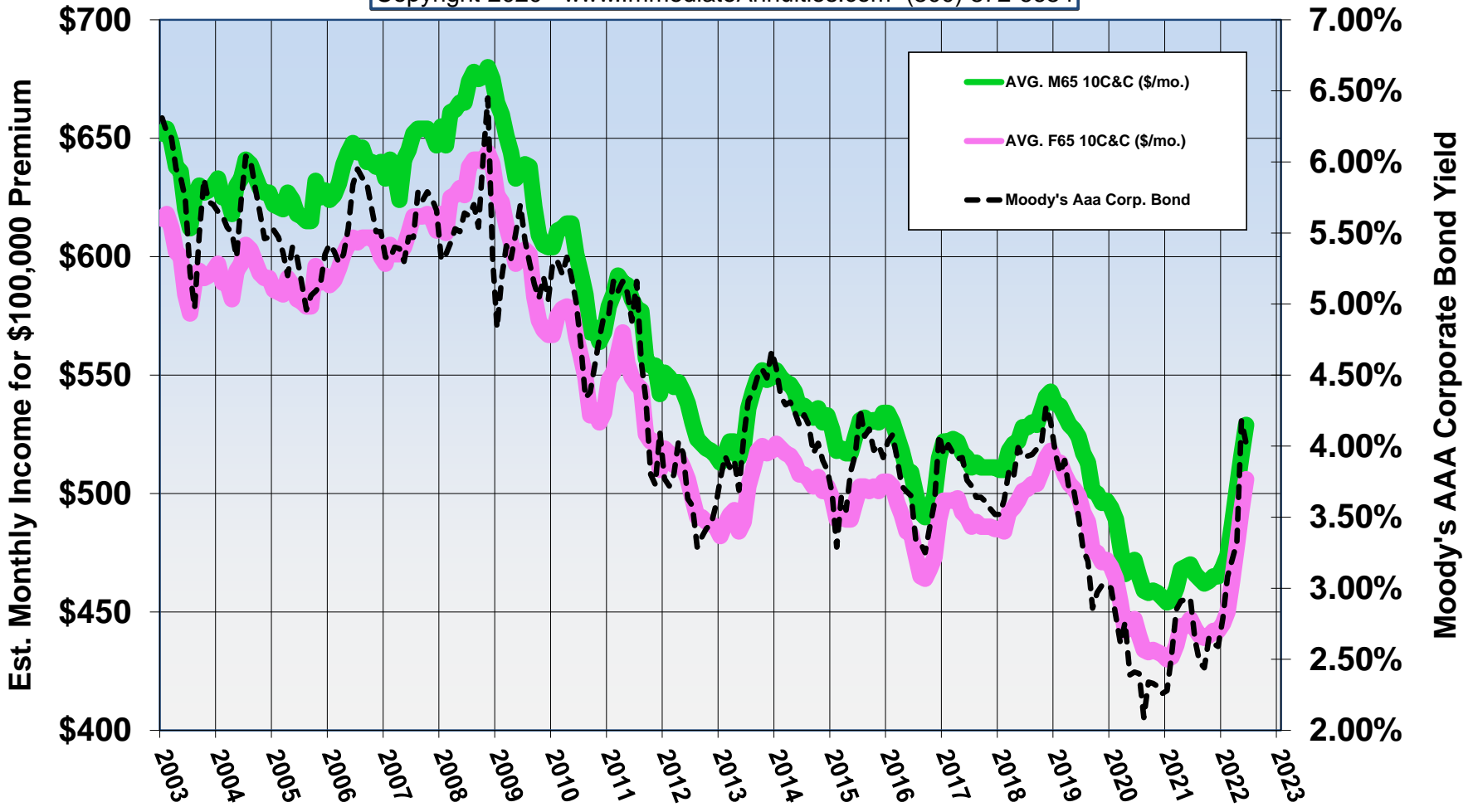
# Expected Inflation Rate 10Yr. Treasury Notes minus 10Yr. TIP (Treasury Inflation Protected bond)

Updated June 2022

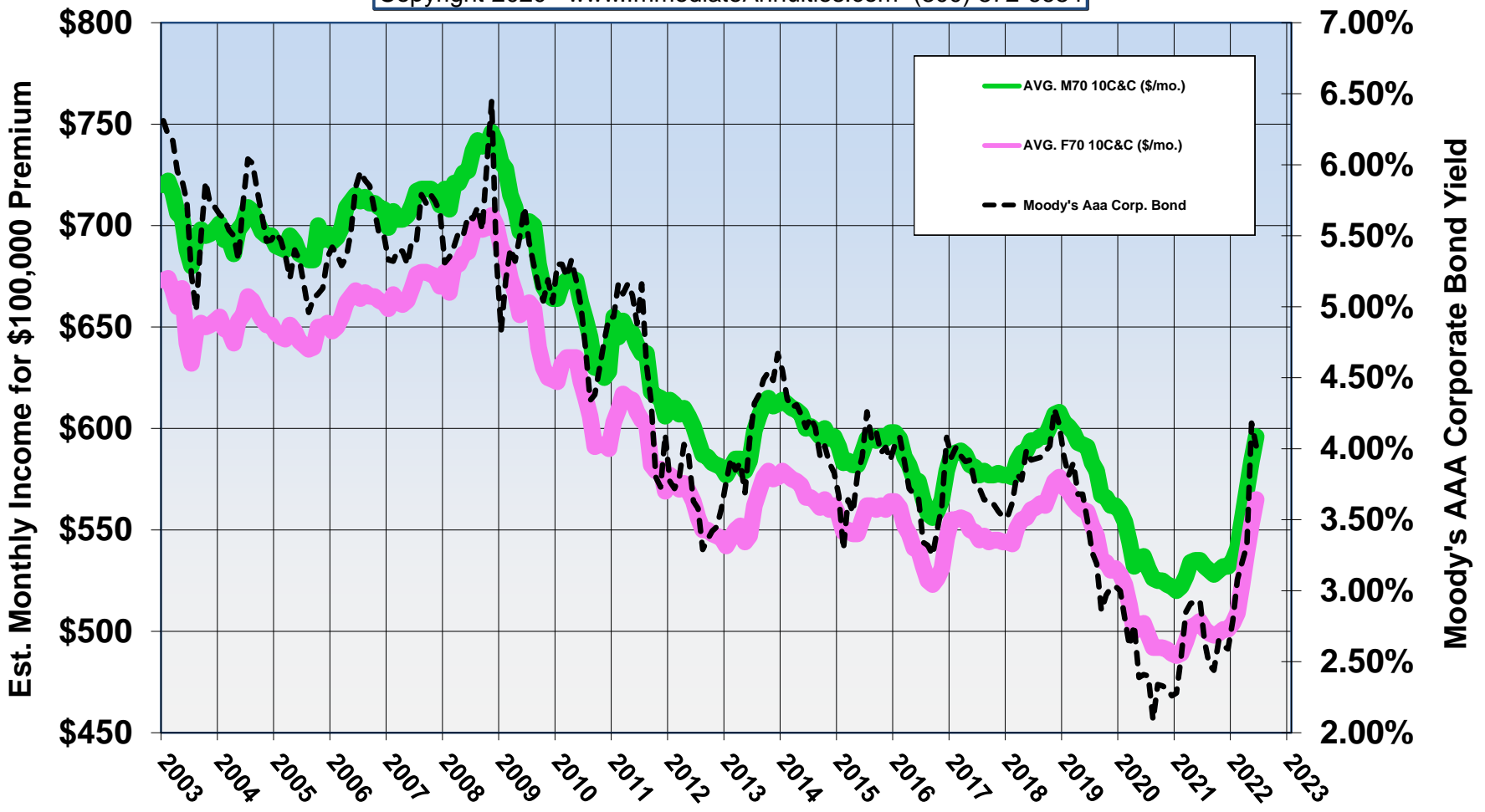
Copyright 2020 [www.ImmediateAnnuities.com](http://www.ImmediateAnnuities.com) (800) 872-6684



**Male 65 / Female 65**  
**Life & 10 Years Certain Annuity Rates**  
**and Moody's AAA Corporate Bond Yield**  
 Updated June 2022  
 Copyright 2020 www.ImmediateAnnuities.com (800) 872-6684



**Male 70 / Female 70**  
**Life & 10 Years Certain Annuity Rates**  
**and Moody's AAA Corporate Bond Yield**  
 Updated June 2022  
 Copyright 2020 [www.ImmediateAnnuities.com](http://www.ImmediateAnnuities.com) (800) 872-6684



**Male 75 / Female 75**  
**Life & 10 Years Certain Annuity Rates**  
**and Moody's AAA Corporate Bond Yield**  
 Updated June 2022  
 Copyright 2020 [www.ImmediateAnnuities.com](http://www.ImmediateAnnuities.com) (800) 872-6684

